



CAPITAL IMPROVEMENT PROGRAM

FY 2023-2027

City Council Approved on 12/5/2022



This page left intentionally blank.






Table of Contents

Introduction	2	<u>City-Wide Capital Improvements</u>	13	<u>Water Capital Improvements</u>	47
City-Wide Statistics	3	2023 Revenue & Program Distribution	14	Water Program Categories	48
2022 Capital Project Highlights	4	2024-2027 Revenue & Program Distribution	15	2023 Water Revenue & Program Distribution	49
2023-2027 Capital Investments Map	6	Pavement Condition Index	16	2024-2027 Water Revenue & Program Distr.	50
Upcoming Major Projects	8	Neighborhood Program	17	Water Production Program	51
		Capital Roadway Program	20	Water Distribution Program	53
		Highway & Bridge Structure Program	25		
		Stormwater and Drainage Program	28		
		City-Wide Maintenance Program	31		
		Sidewalk and Active Transportation Program	37		
		Traffic Program	41		
		Community Enhancement Program	44		

Introduction

Presented in these pages is the City of Rockford's Fiscal Year 2023-2027 Capital Improvement Program (CIP), a comprehensive program of infrastructure investment and maintenance throughout the City. The Program's mission continues to be the advancement of enhancing public safety, maintaining and improving the movement of commerce and economic activity throughout the City, promoting a sense of well-being for the community as a whole, and maintaining a safe, adequate, and reliable potable water supply to customers. Areas of emphasis in this program include the programming of regular maintenance activities to economically prolong the life of our infrastructure, targeted repairs to our highway structures, improvement of our stormwater system, continued investment into neighborhood and arterial streets, enhancement of our City-wide pedestrian and bicycle accommodations, strategic water main replacement, and well facility enhancements.

The CIP is divided into the City-Wide Capital Improvements and the Water Capital Improvements. The Engineering and Water Divisions of the City of Rockford Public Works Department collaborate on the programmed projects included in the CIP. Staff works diligently to understand the needs of the community and its aging infrastructure to formulate a robust and fiscally responsible program. The City-Wide Capital Improvements are funded by three main sources: the 1% Infrastructure Sales Tax approved by voters through a five-year referendum, Motor Fuel Tax, and the Capital General Fund. The Water Capital Improvements main source of funding is the fund equity collected from customer billing, also known as Water Replacement and Improvement Account (WRIA). Both programs utilize the funds to leverage external grants, as well as State and Federal funding awards. This document is intended to communicate to the citizens of Rockford where the tax funds and user fees they have entrusted to the City are being directed.

City-Wide Statistics



24 Pumping Stations



42.6 Miles of



52,000 Water Customers



33,342 Street Signs



68.3 Miles of Creek



26 MGD Water Filtration Capacity



129 Bridges and



881 Traffic Signals



65+ MGD Water



20.2 MG Average Daily Water Production



1,306 Outfalls



13.5 Miles of Riverbank



25 Water



3 Dams



34,886 Inlets and Manholes



28.3 MG Water Storage Capacity



12,849 Street Lights



6,809 Fire Hydrants

2022 Capital Construction Project Highlights

9th Street Reconstruction (Sandy Hollow Road to Brooke Road)

Category	Funding Source	Project Total
Community Enhancement and Economic Development	CDBG 1% Sales Tax	\$1,401,386



West State Street (Day Avenue to Independence Avenue)

Category	Funding Source	Project Total
Capital Roadway	MFT State/Federal WRIA	\$6,500,000



Harmon Park (Phase 8)

Category	Funding Source	Project Total
Stormwater and Drainage	CIP General Fund	\$395,237



Buckbee Creek Bank Stabilization

Category	Funding Source	Project Total
Stormwater and Drainage	CIP General Fund	\$627,234



2022 Capital Construction Project Highlights

N Highland Ave WM Improvements

Category	Funding Source	Project Total
Water - Distribution	WRIA	\$1,300,000




S 3rd St, Gregory St, Seminary St WM

Category	Funding Source	Project Total
Water - Distribution	WRIA - DCEO Grant	\$1,900,000

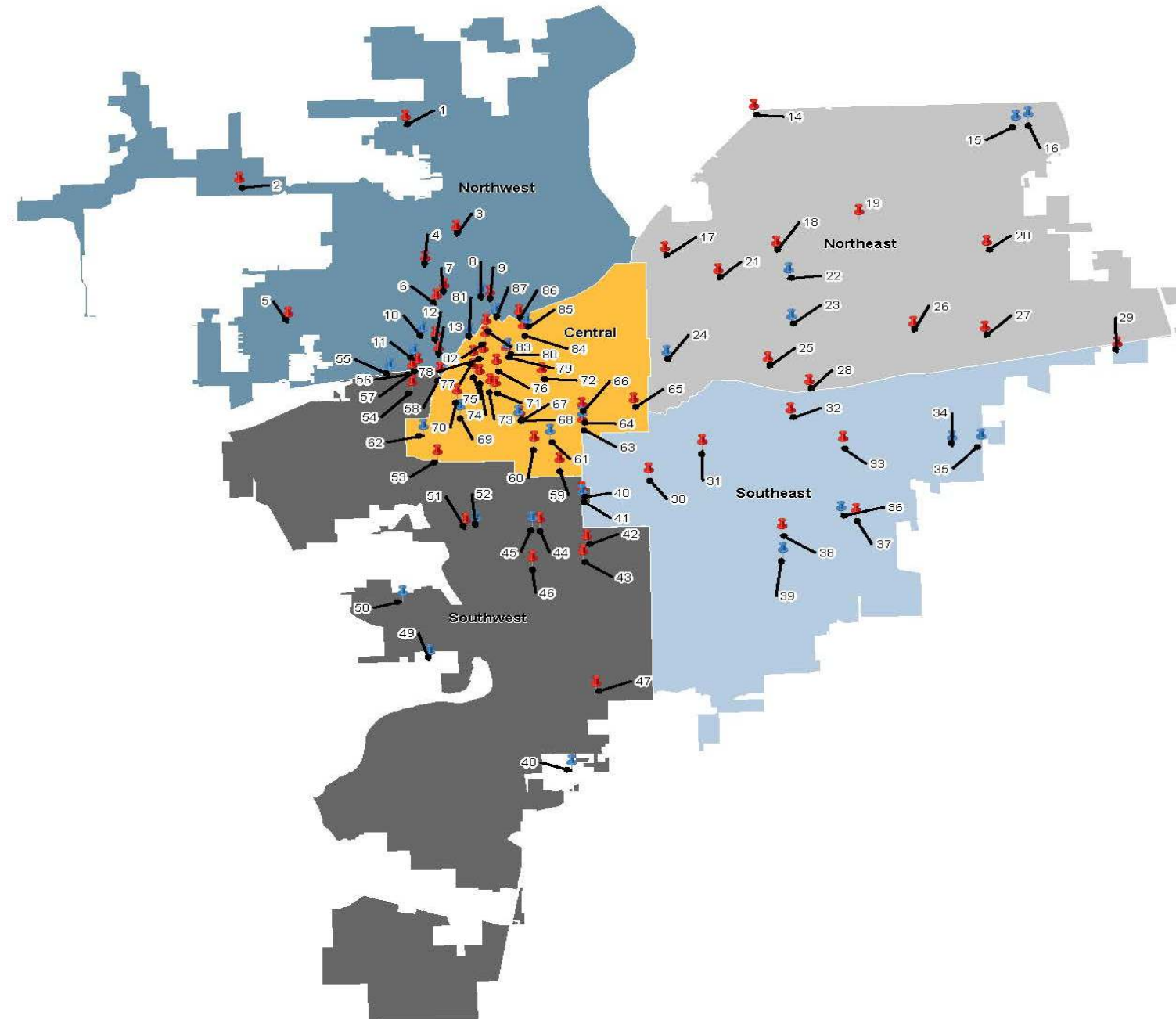


7 Well Rehabs

Category	Funding Source	Project Total
Water - Production	WRIA - DCEO Grant	\$1,700,000



2023-2027 Capital Investments



Northwest Region

- 1 Riverside Blvd Street Repair
- 2 Page Park Dam Repairs
- 3 Custer Ave Street Repair
- 4 Auburn St. Bridge
- 5 Pierpont Ave and West State St Sidewalk
- 6 School St Street Repair
- 7 Lee St Street Repair
- 8 Whitman Street Water Main Replacement
- 9 Whitman St Street Repair
- 10 Crusader Neighborhood Water Main Replacement
- 11 Well 45 Reservoir Reconstruction
- 12 Elm St Bridge Removal
- 13 Short Horsman Street Repair

Northeast Region

- 14 Northridge Drive Street Repair
- 15 East High Zone Elevated Tower
- 16 East High Zone Booster Station
- 17 Spring Creek Rd Bridge Repair
- 18 Alpine Rd Reconstruction
- 19 Spring Creek Rd Street Repair
- 20 Rote Rd Street Repair
- 21 Highcrest Multi-Use Path
- 22 Edgebrook Area Water Main Replacement Phase 4
- 23 Well 13 Reservoir Exterior Restoration
- 24 Well 9 Temporary Treatment
- 25 Maray Drive Street Repair
- 26 Mulford Rd Street Repair
- 27 Garrett Ln Street Repair

Southeast Region

- 28 East State St. Sidewalk
- 29 Showplace Drive Street Repair
- 30 20th St Street Repair
- 31 Traffic Safety Program (Broadway Road Diet)
- 32 Alpine Dam (Phase 2)
- 33 Newburg Rd Street Repair
- 34 System Expansion - Peterson Meadows
- 35 Well 42 HMO Room Buildout
- 36 Elevated Storage Tank 2 Maintenance
- 37 East Rock Drive Street Repair
- 38 Alpine Rd Resurfacing
- 39 Water Main Lining - S. Alpine

Southwest Region

- 40 11th St (Phase1) Street Repair
- 41 Water Main Replacement - 11th St Phase 1
- 42 Wills Ave Bridge Repairs
- 43 11th St (Phase 3) Street Repair
- 44 Harrison Ave (Kishwaukee to 9th) Reconstruction
- 45 Water Main Replacement - Harrison Ave Phase 2
- 46 Brooke Rd Street Repair Program
- 47 Mason Ave Street Repair
- 48 Well 46 Drill
- 49 System Expansion - Green Meadows
- 50 Well 34 Treatment Facility
- 51 Harrison Ave (Rock River to Kishwaukee) Reconstruction
- 52 Water Main Replacement - Harrison Ave Phase 1
- 53 15th Ave Bridge Replacement
- 54 Corbin St Street Repair
- 55 Water Main Lining - S. Central Ave
- 56 Corbin St Bridge Replacement
- 57 Curve St Street Repair
- 58 Winnebago St Bridge Resurface

Central Region

- 59 9th St Two-Way Conversion
- 60 6th Street two way conversion
- 61 Water Main Replacement - 8th Street
- 62 Water Main Replacement - Lincoln Ave
- 63 11th St (Phase 2) Street Repair
- 64 Water Main Replacement - 11th St Phase 2
- 65 Keith Creek Hazard Mitigation
- 66 11th St Bridge
- 67 8th Ave Bridge
- 68 Water Main Replacement - 8th Ave
- 69 Barber Colman WM Extension
- 70 Kent St
- 71 2nd st Bridge
- 72 Charles St
- 73 1st st Bridge
- 74 ComEd Multi-Use Path
- 75 Rockford Riverwalk
- 76 Downtown Streetscape Program (Madison St)
- 77 Downtown Streetscape Program (Main Street)
- 78 Downtown Streetscape Program (West State St)
- 79 Madison Street
- 80 Water Main Replacement - Madison St
- 81 W. Jefferson St. Water Main Replacement
- 82 Downtown Streetscape Program (Main St)
- 83 Activate Church & Main (Two way conversion)
- 84 Madison St
- 85 Water Main Replacement - Madison St Phase 2
- 86 Whitman St Bridge
- 87 Water Main Replacement - N. Church

Upcoming Major Projects

Madison Street Improvements



Category	Capital Roadway	Per the City's 2021 Pavement Condition Report and the Long-Range Arterial & Collector Street Plan, this section of Madison Street is one of the poorest conditioned arterial streets in the City. Improvements will include roadway reconstruction, utility relocation, and streetscape elements per the recommendations of the Madison Street Corridor Study. Improvements will include close coordination with the Railroad located in the roadway and provide solutions to better accommodate the tracks. In 2022, the City received a DCEO Grant to implement Phase 1.
Funding Source	Sales Tax WRIA DCEO	
Estimated Project Cost	\$5,000,000	
Current Project Phase	Design Engineering	
Completion Date	Phase 1 (State to Prairie): 2024 Phase 2 (Prairie to Y): 2026	

11th Street Corridor Improvements



Category	Capital Roadway	The 11th Street Corridor is a main thoroughfare on the south side of Rockford and is in dire need of roadway, pedestrian and bicycle improvements. Furthermore, the overhead utilities and outdated intersection designs have made it aesthetically undesirable. Using recommendations from the 11th Street Corridor Study, the City is moving forward with various improvements to the corridor broken into 3 construction phases over the next 5 years including roadway resurfacing, sidewalk upgrades, decorate elements, and safety improvements.
Funding Source	Sales Tax CIP General Fund WRIA	
Estimated Project Cost	\$20,500,000	
Current Project Phase	Design Engineering	
Completion Date	Phase 1 (Harrison to Broadway): 2025 Phase 2 (Broadway to Charles): 2026 Phase 3 (US-20 to Harrison): 2027	

Rockford Complete Streets Revitalization



Category	Community Enhancement & Economic Development	The City has partnered with RMTD and the State to revitalize Chestnut Street, Walnut Street, and 1st Avenue to the City's Complete Streets policy as well as per the City's Downtown Strategic Action Plan. Improvements will include removing a vehicular lane and replacing with enhanced, separated bicycle and pedestrian facilities. The corridor will also receive streetscape and a resurfacing. Also included is the purchase of new electric powered RMTD buses and implementation of a downtown circulator route.
Funding Source	Federal / State RMTD City—MFT	
Estimated Project Cost	\$22,000,000	
Current Project Phase	Preliminary Engineering	
Completion Date	Fall 2026	

Upcoming Major Projects

15th Avenue over Rock River Bridge Replacement

The 15th Avenue Bridge over the Rock River substructure dates back to 1933 and is nearing its useful life. It is estimated that in five to ten years, the bridge will need to be closed to traffic. In order to proactively begin the process of replacing the structure, the City has applied for federal funding assistance through the Illinois Special Bridge Program. The current traffic volumes indicate that a three lane bridge section may be an adequate replacement.

Category	Highway & Bridge
Funding Source	MFT Federal SBP
Estimated Project Cost	\$13,800,000
Current Project Phase	Design Engineering
Completion Date	Fall 2027



West Jefferson Street Water Main Improvements

The West Jefferson Street water main replacement consists of replacing high-risk 24" water main installed in 1922. This water main has experienced several repeated emergency water main breaks. This project consists of installing new water main, fire hydrants, valves, and water services. In addition, all lead water services found will be replaced with a new water service.

Category	Water - Distribution
Funding Source	WRIA
Estimated Project Cost	\$2,500,000
Current Project Phase	Design Engineering
Completion Date	Spring 2024



Well 46 Well Drilling and Water Treatment Plant


Well 46 is a vital site to the largest hydraulic zone in the system, the central zone. Well 46 Well Drilling and Water Treatment Plant will include the investigation of the feasibility of the newly acquired location, installation of a filter vessel, water reservoir and associated pumping equipment. This project will be broken into two phases for well drilling and the water treatment plant construction. The City will look to utilize an IEPA SRF low-interest loan to finance this project.

Category	Water - Production
Funding Source	WRIA - State IEPA SRF Loan
Estimated Project Cost	\$14,000,000
Current Project Phase	Design Engineering
Completion Date	2025




Upcoming Major Projects


Activate Church and Main

	Category	Capital Roadway	This project involves the conversion of both Church Street and North Main Street to two-way traffic from Cedar Street to John Street. This will allow the City and State to place State Route IL-2 completely on one of these streets while allowing the other street to be a local road. This conversion will enhance the City of Rockford's central city by allowing a more walkable and rideable community and allow better access to many of the downtown's visitor attractions.
	Funding Source	Sales Tax	
	Estimated Project Cost	\$3,362,000	
	Current Project Phase	Design, Agency Coordination	
	Completion Date	Fall 2024	

East High Booster Station

	Category	Water - Production	This project consists of building a new booster pump station along the boundary of the City's east and east high water pressure zones. Currently the City does not have the ability to pump water from a higher pressure zone (east) to the low pressure zone (east high). This flexibility is critical to better supply water in order to meet the City's demand when other facilities and well are not available for maintenance or repair.
	Funding Source	WRIA	
	Estimated Project Cost	\$2,000,000	
	Current Project Phase	Design Engineering	
	Completion Date	Fall 2023	

Well 45 Reservoir Reconstruction

	Category	Water - Production	Well 45 Reservoir Reconstruction is to replace the one hundred year old, five (5) million gallon water reservoir that is the largest in the central water pressure zone. This reservoir is vital to supporting the daily water demand in this zone. This project will consist of demolishing the current reservoir as it has exhausted its useful life and reconstruct a new water reservoir in its place. The City will utilize Water Capital funding as well as an IEPA SRF low-interest loan to finance this project.
	Funding Source	WRIA - State IEPA SRF Loan	
	Estimated Project Cost	\$15,000,000	
	Current Project Phase	Preliminary Engineering	
	Completion Date	Fall 2026	

Upcoming Major Projects

Well 34 Treatment Facility

This treatment facility supports the City's South Main Street Corridor. The improvements to this treatment facility will better support future growth and development on the City's southern border. This project consists of demolishing an aging water pumping station built in 1990 that no longer can treat water to meet IEPA standards. A new filtration water treatment plant will be constructed on the same property that will be capable of meeting IEPA standards and supply enough water for future growth in the region.

Category	Water - Production
Funding Source	State IEPA SRF Loan
Estimated Project Cost	\$10,500,000
Current Project Phase	Design Engineering
Completion Date	Spring 2024



9th Street Two-Way Conversion

The structures and ramps of the current interchange at IL-251 & Whitman Streets are nearing the end of their lifetime. One bridge has already been removed and not replaced, and the 3rd Street (IL-251) bridge over 6th Street Ramp is estimated to have less than 5 years left of full structural capacity. The ramps are substandard and replacing them would require additional land acquisition. The City is proposing to remove the ramps and bridge and convert 6th Street, 9th Street, and Longwood Street to two-way traffic. The benefits include: better access from the west side of Rockford to East State Street and Swedish American Hospital, better bicycle/pedestrian access for the neighborhood from the east to the Rock River and additional greenspace for development.

Category	Community Enhancement & Economic Development
Funding Source	MFT (\$2M) MFT Rebuild IL (\$10M) Federal (\$2.4M)
Estimated Project Cost	\$14,456,952
Current Project Phase	Planning
Completion Date	Fall 2025



Whitman Street Reconstruction

Per the City's 2021 Pavement Condition Report and the Long-Range Arterial & Collector Street Plan, this section of Whitman Street is one of the poorest conditioned arterial streets in the City. Improvements will include the reconstruction of the street plus repairs to the sidewalk and realignment of the road at the curve, and water utility upgrades. The City is also considering the connection of the Mel B. Anderson Path to the Rock River Path along the south side of the roadway.

Category	Capital Roadway
Funding Source	Sales Tax CIP General Fund WRIA
Estimated Project Cost	\$10,000,000
Current Project Phase	Design Engineering
Completion Date	Fall 2024



Upcoming Major Projects

Well 13 Reservoir Restoration



Category	Water - Production	Well 13 Reservoir Restoration is to make exterior improvements and restore. This is a five (5) million gallon water reservoir and the largest in the east water pressure zone. This reservoir is vital to supporting the daily water demand in this zone. This project will consist of making repairs to the exterior walls, replacing trees, sealing and painting exterior.
Funding Source	WRIA	
Estimated Project Cost	\$1,000,000	
Current Project Phase	Preliminary Engineering	
Completion Date	Fall 2023	

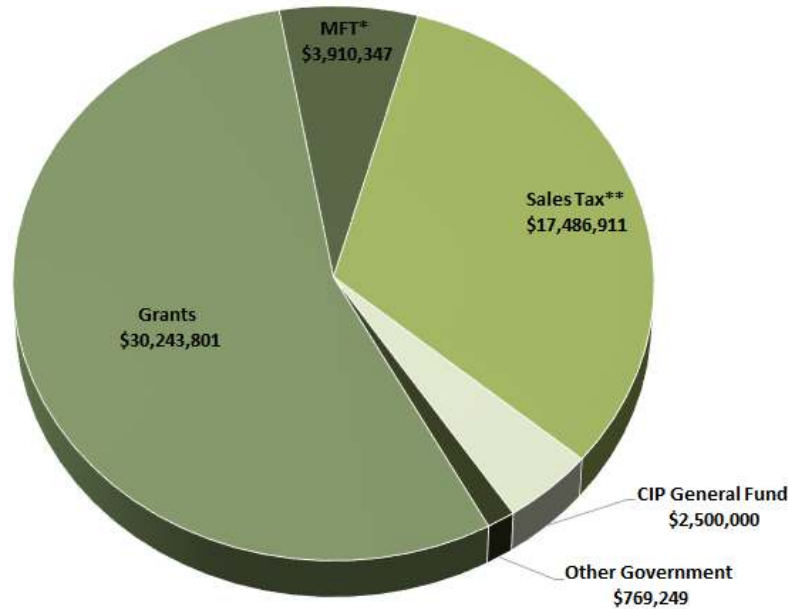
City-Wide Capital Improvements



2023 Revenue and Program Distribution

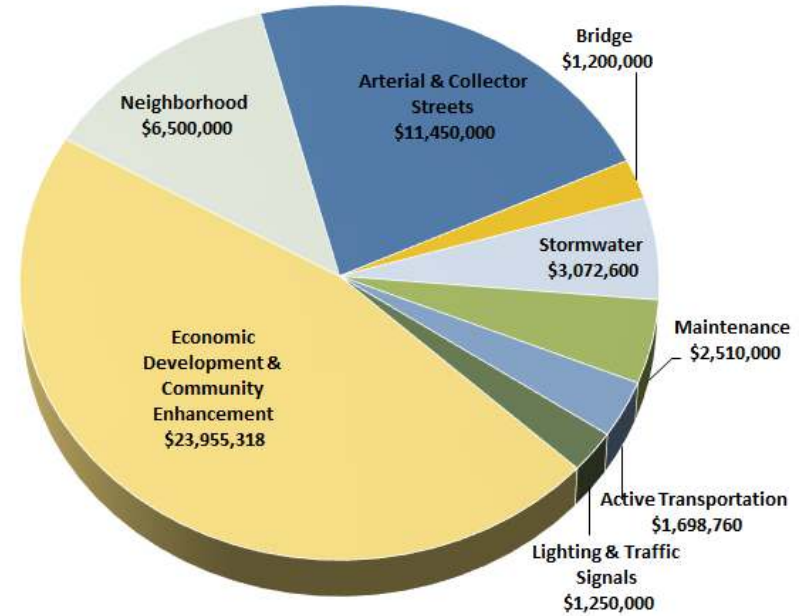
2023 REVENUES LESS PROGRAM ADJUSTMENTS

\$54,910,308



2023 PROGRAM CATEGORIES

\$51,636,678

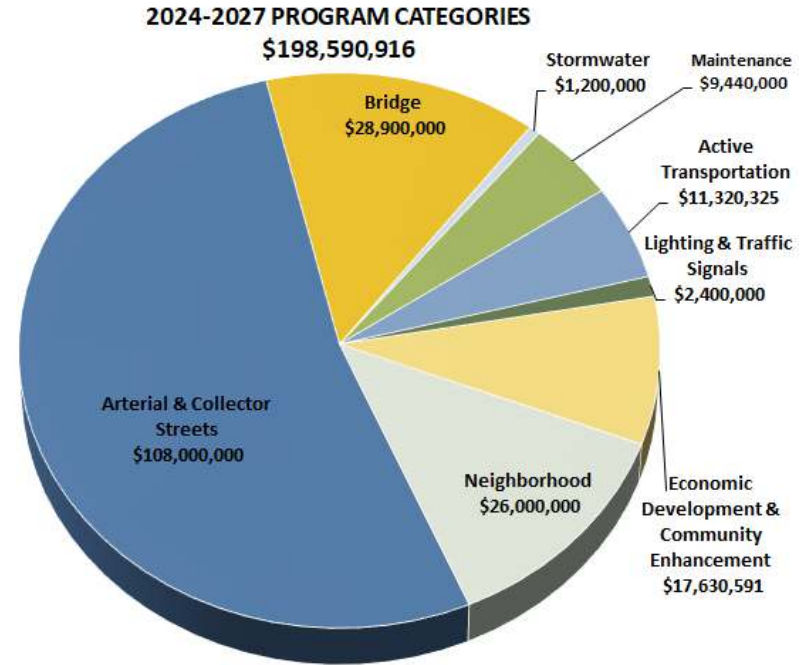
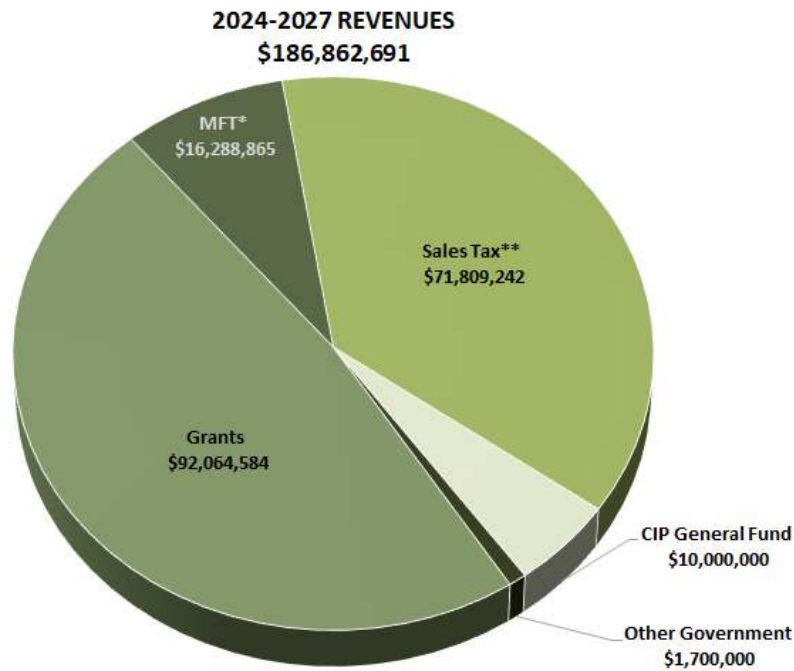


Funding Source	FY 2023 Projected Revenue	FY 2023 Revenues Less Program Adjustments	FY 2022 Carryover	FY 2023 Program Funds
Sales Tax	\$21,132,988	\$17,486,911	(\$1,725,805)	\$15,761,106
Motor Fuel Tax	\$ 6,410,347	\$ 3,910,347	\$2,865,793	\$ 6,776,140
CIP General Fund	\$ 2,500,000	\$ 2,500,000	(\$1,446,745)	\$ 1,053,255
Motor Fuel Tax Rebuild IL	\$0	\$0	\$10,074,800	\$10,074,800
Grants	\$30,243,801	\$30,243,801	\$0	\$30,243,801
Other Government	\$ 769,249	\$ 769,249	\$0	\$ 769,249

*Motor Fuel Tax Revenues reflect an adjustment of \$2,500,000 annually, which is transferred to the CIP General Fund.

**Sales Tax Revenue reflects an adjustment for operating/administrative expenses.

2024-2027 Revenue and Program Distribution



Funding Source	2024 Program Funds	2025 Program Funds	2026 Program Funds	2027 Program Funds
Sales Tax	\$17,658,062	\$17,828,136	\$18,036,404	\$18,286,640
Motor Fuel Tax	\$ 3,974,450	\$ 4,039,195	\$ 4,104,587	\$ 4,170,633
CIP General Fund	\$ 2,500,000	\$ 2,500,000	\$ 2,500,000	\$ 2,500,000
Grants	\$ 4,664,584	\$22,000,000	\$11,000,000	\$54,400,000
Other Government	\$ 700,000	\$ 1,000,000	\$0	\$0

*Motor Fuel Tax Revenue reflects an adjustment of \$2,500,000 annually, which is transferred to the CIP General Fund.

**Sales Tax Revenue reflects an adjustment for operating/administrative expenses.

Pavement Condition Index

Ward	Weighted PCI (Asphalt Only)	Arterial & Collector Street Mileage	Local Street Mileage	Asphalt Street Mileage	Concrete Street Mileage	Total Street Mileage	Number of Alleys
1st Ward	48	30.66	50.66	70.95	10.37	81.32	-
2nd Ward	49	12.96	33.82	42.29	4.49	46.78	176
3rd Ward	47	16.80	32.84	47.89	1.75	49.64	111
4th Ward	54	17.86	38.72	50.19	6.39	56.58	-
5th Ward	49	20.85	35.19	47.17	8.87	56.04	134
6th Ward	46	25.31	50.37	70.06	5.62	75.68	65
7th Ward	47	17.94	32.75	44.13	6.56	50.69	120
8th Ward	52	11.60	30.04	41.08	0.56	41.64	16
9th Ward	54	13.57	32.75	44.88	1.44	46.32	41
10th Ward	47	17.53	44.28	56.95	4.86	61.81	55
11th Ward	41	20.36	26.95	42.33	4.98	47.31	148
12th Ward	54	12.97	41.51	52.28	2.20	54.48	100
13th Ward	45	12.98	39.79	48.30	4.47	52.77	152
14th Ward	52	19.22	39.75	49.60	9.37	58.97	-
TOTALS	49	250.61	529.42	708.10	71.93	780.03	1,118

Neighborhood Program



The Neighborhood Program provides funds for construction projects on the City's nearly 550 miles of residential streets and 1,121 alleys. Improvement projects through this Program have not been identified yet; City staff works with the respective Aldermen to identify the best uses of these funds. A detailed breakdown of each Ward allocation is found on the following page.

Funding Source	FY 2023	FY 2024	FY 2025	FY 2026	FY 2027	Total
Sales Tax	\$5,500,000	\$5,500,000	\$5,000,000	\$6,500,000	\$6,500,000	\$29,500,000
Motor Fuel Tax	\$1,000,000	\$1,000,000	\$1,000,000	\$0	\$0	\$3,000,000
Federal/State/Other	\$0	\$0	\$0	\$0	\$0	\$0
CIP General Fund	\$0	\$0	\$0	\$0	\$0	\$0
Program Total	\$6,500,000	\$6,500,000	\$6,500,000	\$6,500,000	\$6,500,000	\$32,500,000

Ward Funding Allocation



Ward	Miles of Roadway	Basic Funding	Alley Allocation	Total Allocation
1st Ward	81.32	\$321,428	\$0	\$321,428
2nd Ward	46.78	\$321,428	\$78,500	\$399,928
3rd Ward	49.64	\$321,428	\$49,510	\$370,938
4th Ward	56.58	\$321,428	\$0	\$321,428
5th Ward	56.04	\$321,428	\$59,769	\$381,197
6th Ward	75.68	\$321,428	\$29,438	\$350,866
7th Ward	50.69	\$321,428	\$53,530	\$374,958
8th Ward	41.64	\$321,428	\$ 7,136	\$328,564
9th Ward	46.32	\$321,428	\$18,288	\$339,716
10th Ward	61.81	\$321,428	\$24,532	\$345,960
11th Ward	47.31	\$321,428	\$66,014	\$387,442
12th Ward	54.48	\$321,428	\$44,604	\$366,032
13th Ward	52.77	\$321,428	\$68,687	\$390,115
14th Ward	58.97	\$321,428	\$0	\$321,428
Total	780.03	\$4,499,992	\$500,008	\$5,000,000

**CITY OF ROCKFORD
FY 2023-2027 NEIGHBORHOOD PROGRAM**

		LOCATION		TOTAL ESTIMATE	PROJECT FUNDING					PROJECT SCHEDULE	
		FROM	TO		MFT	SALES TAX	STATE	CIP GENERAL FUND		NARRATIVE	LETTING
2023	PROJECT										
	NEIGHBORHOOD PRIORITY ALLOCATION	VARIOUS	1,500,000		1,500,000			Staff identified critical infrastructure needs not already covered by the neighborhood program.	2023	2023	
	NEIGHBORHOOD PROGRAM	VARIOUS	5,000,000	1,000,000	4,000,000			Annual neighborhood street and alley resurfacing program. See detail sheet for breakdown of individual Ward allocations.	2023	2023	
	TOTAL 2023 NEIGHBORHOOD PROGRAM		6,500,000	1,000,000	5,500,000	-	-				
2024	NEIGHBORHOOD PRIORITY ALLOCATION	VARIOUS	1,500,000		1,500,000			Staff identified critical infrastructure needs not already covered by the neighborhood program.	2024	2024	
	NEIGHBORHOOD PROGRAM	VARIOUS	5,000,000	1,000,000	4,000,000			Annual neighborhood street and alley resurfacing program. See detail sheet for breakdown of individual Ward allocations.	2024	2024	
	TOTAL 2024 NEIGHBORHOOD PROGRAM		6,500,000	1,000,000	5,500,000	-	-				
2025	NEIGHBORHOOD PRIORITY ALLOCATION	VARIOUS	1,500,000		1,500,000			Staff identified critical infrastructure needs not already covered by the neighborhood program.	2025	2025	
	NEIGHBORHOOD PROGRAM	VARIOUS	5,000,000	1,000,000	4,000,000			Annual neighborhood street and alley resurfacing program. See detail sheet for breakdown of individual Ward allocations.	2025	2025	
	TOTAL 2025 NEIGHBORHOOD PROGRAM		6,500,000	1,000,000	5,500,000	-	-				
2026	NEIGHBORHOOD PRIORITY ALLOCATION	VARIOUS	1,500,000		1,500,000			Staff identified critical infrastructure needs not already covered by the neighborhood program.	2026	2026	
	NEIGHBORHOOD PROGRAM	VARIOUS	5,000,000		5,000,000			Annual neighborhood street and alley resurfacing program. See detail sheet for breakdown of individual Ward allocations.	2026	2026	
	TOTAL 2026 NEIGHBORHOOD PROGRAM		6,500,000	-	6,500,000	-	-				
2027	NEIGHBORHOOD PRIORITY ALLOCATION	VARIOUS	1,500,000		1,500,000			Staff identified critical infrastructure needs not already covered by the neighborhood program.	2027	2027	
	NEIGHBORHOOD PROGRAM	VARIOUS	5,000,000		5,000,000			Annual neighborhood street and alley resurfacing program. See detail sheet for breakdown of individual Ward allocations.	2027	2027	
	TOTAL 2027 NEIGHBORHOOD PROGRAM		6,500,000	-	6,500,000	-	-				
TOTAL 2023-2027 NEIGHBORHOOD PROGRAM			32,500,000	3,000,000	29,500,000	-	-				

Capital Roadway Improvement Program



The Capital Roadway Program provides funds for improvement projects on City's network of arterial, collector, commercial, and industrial streets. Funds are also used as the local match for State Highway and other corridor projects. Roads targeted for improvement are identified based on a variety of criteria such as traffic count, maintenance of truck routes, traffic safety, and route significance to the regional transportation system.

Funding Source	FY 2023	FY 2024	FY 2025	FY 2026	FY 2027	Total
Sales Tax	\$3,950,000	\$8,650,000	\$9,250,000	\$9,250,000	\$6,950,000	\$38,050,000
Motor Fuel Tax	\$0	\$0	\$0	\$2,500,000	\$4,000,000	\$6,500,000
CIP General Fund	\$0	\$0	\$500,000	\$200,000	\$300,000	\$1,000,000
State/Federal/Other	\$7,500,000	\$0	\$5,000,000	\$8,000,000	\$44,000,000	\$64,500,000
Program Total	\$11,450,000	\$8,650,000	\$14,750,000	\$19,950,000	\$55,250,000	\$110,050,000

CITY OF ROCKFORD
FY 2023-2027 CAPITAL ROADWAY IMPROVEMENT PROGRAM

	PROJECT	LOCATION		TOTAL ESTIMATE	PROJECT FUNDING				NARRATIVE	PROJECT SCHEDULE	
		FROM	TO		MFT	SALES TAX	STATE/FED	CIP GENERAL FUND		LETTING	CONSTRUCTION
2023	ACTIVATE CHURCH & MAIN	CEDAR ST.	JOHN ST.	3,000,000		3,000,000			Conversion to Two-Way Traffic of Church Street and Main Street and transfer of State Route IL-2 onto Church Street. (Construction and Construction Engineering)	2023	2024
	ALPINE ROAD	LINDEN RD.	CHARLES ST.	4,000,000			4,000,000		Jurisdictional transfer of South Alpine Road from State to City. Includes the State's funding to reconstruct State's portion of South Alpine Road. This year's portion includes Phase 1 Engineering ONLY . Per a future agreement, IDOT will have \$500K available for PE1 in FY-2023 and the remainder of funds needed for PE1 in FY-2024 (starting July 1, 2023), estimated at \$4M currently.	2027	2028
	ALPINE ROAD	HARRISON AVE.	CHARLES ST.	1,500,000			1,500,000		Includes the resurfacing of roadway pavement only. Additional improvements will be made during the future reconstruction project listed elsewhere in this CIP.	2023	2023
	EAST ROCK DRIVE	HARRISON AVE.	DIERKS DR.	100,000		100,000			<i>Commercial & Industrial Street Repair Program:</i> Includes the Design, Construction and Construction Engineering for patching of road and sidewalk.	2023	2023
	MADISON STREET	STATE ST.	PRAIRIE ST.	2,500,000		500,000	2,000,000		<i>Arterial & Collector Street Repair Program:</i> Pavement, utility, and streetscape improvements per the Madison Street Corridor Study. Includes construction and construction engineering. See Water Capital section for water main cost information.	2023	2024
	MASON AVENUE	11TH ST.	EAST END	200,000		200,000			<i>Commercial & Industrial Street Repair Program:</i> Includes the Design, Construction and Construction Engineering for patching of road and sidewalk.	2023	2023
	SHOWPLACE DRIVE	ASHWELL LN.	STATE ST.	150,000		150,000			<i>Commercial & Industrial Street Repair Program:</i> Includes the Design, Construction and Construction Engineering for patching of road and sidewalk.	2023	2023
TOTAL 2023 CAPITAL ROADWAY IMPROVEMENTS				11,450,000	-	3,950,000	7,500,000	-			

CITY OF ROCKFORD
FY 2023-2027 CAPITAL ROADWAY IMPROVEMENT PROGRAM

	PROJECT	LOCATION		TOTAL ESTIMATE	PROJECT FUNDING				NARRATIVE	PROJECT SCHEDULE	
		FROM	TO		MFT	SALES TAX	STATE/FED	CIP GENERAL FUND		LETTING	CONSTRUCTION
2024	LEE STREET	SCHOOL ST.	FAIRVIEW AVE.	400,000		400,000			Commercial & Industrial Street Repair Program: Includes the Design, Construction and Construction Engineering for patching of road and sidewalk.	2024	2024
	SCHOOL STREET	UNDERWOOD ST.	KILBURN AVE.	250,000		250,000			Arterial & Collector Street Repair Program: Includes the Construction and Construction Engineering for roadway improvements.	2024	2024
	WHITMAN STREET	KILBURN AVE.	ROCK RIVER	8,000,000		8,000,000			Arterial & Collector Street Repair Program: Includes the Construction and Construction Engineering for roadway improvements.	2024	2024
	TOTAL 2024 CAPITAL ROADWAY IMPROVEMENTS			8,650,000	-	8,650,000	-	-			
2025	11TH STREET (PHASE 1)	HARRISON AVE.	18TH AVE.	6,500,000		5,000,000	1,000,000	500,000	Arterial & Collector Street Repair Program: Includes the Construction and Construction Engineering for roadway improvements determined by the 11th Street Corridor Study . Assumes Rider LGC for ComEd relocations plus \$500K for other overhead relocations.	2025	2025
	6TH STREET TWO-WAY CONVERSION	STATE STREET	23RD AVE.	2,000,000		2,000,000			Arterial & Collector Street Repair Program: Two-way conversion of 6th Street and 9th Street south of the project limits of the "9th Street Two-Way Conversion" federal project, to be performed in coordination with that project. Improvements include two-way conversion, resurfacing, curb, gutter, and sidewalk improvements. Includes Preliminary Engineering, Construction, and Construction Engineering costs.	2025	2025
	9TH STREET TWO-WAY CONVERSION	STATE STREET	HARRISON AVE.	2,000,000		2,000,000			Arterial & Collector Street Repair Program: Two-way conversion of 6th Street and 9th Street south of the project limits of the "9th Street Two-Way Conversion" federal project, to be performed in coordination with that project. Improvements include two-way conversion, resurfacing, curb, gutter, and sidewalk improvements. Includes Preliminary Engineering, Construction, and Construction Engineering costs.	2025	2025
	ALPINE ROAD	LINDEN RD.	CHARLES ST.	5,000,000			5,000,000		Jurisdictional transfer of South Alpine Road from State to City. Includes the State's funding to reconstruct State's portion of South Alpine Road. This year's portion includes Phase 2 Engineering ONLY .	2027	2028
	MARAY DRIVE	MORSAY DR.	ALPINE RD.	250,000		250,000			Commercial & Industrial Street Repair Program: Includes the Design, Construction and Construction Engineering for patching of road and sidewalk.	2025	2025
	TOTAL 2025 CAPITAL ROADWAY IMPROVEMENTS			15,750,000	-	9,250,000	5,000,000	500,000			

CITY OF ROCKFORD
FY 2023-2027 CAPITAL ROADWAY IMPROVEMENT PROGRAM

	PROJECT	LOCATION		TOTAL ESTIMATE	PROJECT FUNDING				NARRATIVE	PROJECT SCHEDULE	
		FROM	TO		MFT	SALES TAX	STATE/FED	CIP GENERAL FUND		LETTING	CONSTRUCTION
2026	11TH STREET (PHASE 2)	18TH AVE.	CHARLES ST.	6,000,000		6,000,000			Arterial & Collector Street Repair Program: Includes the Construction and Construction Engineering for roadway improvements determined by the 11th Street Corridor Study .	2026	2026
	ALPINE ROAD	SPRING CREEK RD.	HIGHCREST RD.	250,000		250,000			Arterial & Collector Street Repair Program: Includes ENGINEERING ONLY for repairs to the roadway.	2027	2027
	HARRISON AVENUE	KISWAUKEE ST.	9TH ST.	9,200,000	1,000,000		8,000,000	200,000	Local Match for IDOT Reconstruction Project: Applied towards sidewalk, lighting, and multi-use path connections at 80/20 (IDOT/COR) split. Requires outside funding assistance (STBG) not yet received and assumes Rider LGC for ComEd Relocation Costs plus CIP GF funds for other overhead utility costs.	2026	2026
	MADISON STREET	PRAIRIE ST.	Y BLVD.	2,500,000		2,500,000			Arterial & Collector Street Repair Program: Pavement, utility, and streetscape improvements per the Madison Street Corridor Study. Includes construction and construction engineering. See Water Capital section for water main cost information.	2026	2026
	MULFORD ROAD	FINCHAM DR. & GALE LN.	GUILFORD RD. & CHURCHVIEW RD.	200,000		200,000			Arterial & Collector Street Repair Program: Includes ENGINEERING ONLY for repairs to the roadway.	2027	2027
	NEWBURG ROAD	ALPINE RD.	MULFORD RD.	1,500,000	1,500,000				Arterial & Collector Street Repair Program: Includes Preliminary Engineering, Construction, and Construction Engineering costs.	2026	2026
	SHORT HORSMAN STREET	CEDAR ST.	CHESTNUT ST.	300,000		300,000			Commercial & Industrial Street Repair Program: Includes the Design, Construction and Construction Engineering for patching of road and sidewalk.	2026	2026
TOTAL 2026 CAPITAL ROADWAY IMPROVEMENTS				19,950,000	2,500,000	9,250,000	8,000,000	200,000			

CITY OF ROCKFORD
FY 2023-2027 CAPITAL ROADWAY IMPROVEMENT PROGRAM

	PROJECT	LOCATION		TOTAL ESTIMATE	PROJECT FUNDING				NARRATIVE	PROJECT SCHEDULE	
		FROM	TO		MFT	SALES TAX	STATE/FED	CIP GENERAL FUND		LETTING	CONSTRUCTION
2027	11TH STREET (PHASE 3)	US-BYPASS-20	HARRISON AVE.	1,000,000	1,000,000				Arterial & Collector Street Repair Program: Includes the Construction and Construction Engineering for roadway improvements determined by the 11th Street Corridor Study .	2027	2027
	20TH STREET	HARRISON AVE.	BROADWAY	450,000		450,000			Arterial & Collector Street Repair Program: Includes Preliminary Engineering, Construction, and Construction Engineering costs.	2027	2027
	ALPINE ROAD	LINDEN RD.	CHARLES ST.	45,000,000	1,000,000		44,000,000		Jurisdictional transfer of South Alpine Road from State to City. Includes the State's funding to reconstruct State's portion of South Alpine Road. This year's portion includes Construction and Construction Engineering. The City's MFT matching funds are for decorative lighting and other City requested decorative elements.	2027	2028
	ALPINE ROAD	SPRING CREEK RD.	HIGHCREST RD.	2,500,000		2,500,000			Arterial & Collector Street Repair Program: Includes Preliminary Engineering, Construction, and Construction Engineering costs.	2027	2027
	BROOKE ROAD	KISHWAUKEE ST.	11TH ST.	1,000,000		1,000,000			Arterial & Collector Street Repair Program: Includes Preliminary Engineering, Construction, and Construction Engineering costs.	2027	2027
	CHARLES STREET	STATE ST.	7TH ST.	50,000		50,000			Commercial & Industrial Street Repair Program: Includes the Design, Construction and Construction Engineering for patching of road and sidewalk.	2027	2027
	CORBIN STREET	MORGAN ST.	CUNNINGHAM ST.	150,000		150,000			Arterial & Collector Street Repair Program: Includes Preliminary Engineering, Construction, and Construction Engineering costs.	2027	2027
	CURVE STREET	TAY ST.	AVON ST.	100,000		100,000			Arterial & Collector Street Repair Program: Includes Preliminary Engineering, Construction, and Construction Engineering costs.	2027	2027
	CUSTER AVENUE	EDGEMONT ST.	ROCKTON AVE.	100,000		100,000			Arterial & Collector Street Repair Program: Includes Preliminary Engineering, Construction, and Construction Engineering costs.	2027	2027
	GARRETT LANE	TRAINER RD.	PERRYVILLE RD.	200,000		200,000			Arterial & Collector Street Repair Program: Includes Preliminary Engineering, Construction, and Construction Engineering costs.	2027	2027
	HARRISON AVENUE	ROCK RIVER	KISHWAUKEE ST.	10,700,000	2,000,000		8,400,000	300,000	Arterial & Collector Street Repair Program: Includes the Construction and Construction Engineering for roadway improvements done in coordination with IDOT's project. Requires outside funding assistance (STBG) not yet received and assumes Rider LGC for ComEd Relocation Costs plus CIP GF funds for other overhead utility costs. See Water Capital for additional water main costs	TBD	TBD
	MULFORD ROAD	FINCHAM DR. & GALE LN.	GUILFORD RD. & CHURCHVIEW RD.	1,650,000		1,650,000			Arterial & Collector Street Repair Program: Includes Preliminary Engineering, Construction, and Construction Engineering costs.	2027	2027
	NORTHBRIDGE DRIVE	FOREST HILLS ROAD	RIVERSIDE BLVD.	100,000		100,000			Commercial & Industrial Street Repair Program: Includes the Design, Construction and Construction Engineering for patching of road and sidewalk.	2027	2027
	KENT STREET	MAIN ST.	MORGAN ST.	100,000		100,000			Commercial & Industrial Street Repair Program: Includes the Design, Construction and Construction Engineering for patching of road and sidewalk.	2027	2027
	RIVERSIDE BOULEVARD	RIDGE ST. & CENTRAL AVE.	LATHAM ST. & PACKARD ST.	200,000		200,000			Arterial & Collector Street Repair Program: Includes ENGINEERING ONLY for repairs to the roadway.	2029	2029
	ROTE ROAD	REID FARM RD.	PERRYVILLE RD.	150,000		150,000			Arterial & Collector Street Repair Program: Includes Preliminary Engineering, Construction, and Construction Engineering costs.	2027	2027
	SPRING CREEK ROAD	WELSH RD.	MULFORD RD.	200,000		200,000			Arterial & Collector Street Repair Program: Includes ENGINEERING ONLY for repairs to the roadway.	2029	2029
TOTAL 2027 CAPITAL ROADWAY IMPROVEMENTS				63,650,000	4,000,000	6,950,000	44,000,000	300,000			
TOTAL 2023-2027 CAPITAL ROADWAY IMPROVEMENT PROGRAM				119,450,000	6,500,000	38,050,000	64,500,000	1,000,000			

Highway & Bridge Structure Repair and Replacement Program



The Highway and Bridge Structure Repair and Replacement Program provides funds for the repair and replacement of bridges and culverts throughout the City, for long-term maintenance on structures, and for federally-mandated inspections. Special consideration is given to improving structures that are currently posted with weight restrictions.

Funding Source	FY 2023	FY 2024	FY 2025	FY 2026	FY 2027	Total
Sales Tax	\$200,000	\$1,250,000	\$100,000	\$350,000	\$2,700,000	\$4,600,000
Motor Fuel Tax	\$200,000	\$450,000	\$3,700,000	\$450,000	\$800,000	\$5,600,000
CIP General Fund	\$0	\$0	\$0	\$0	\$0	\$0
Federal/State/Other	\$800,000	\$0	\$2,000,000	\$0	\$2,000,000	\$4,800,000
Program Total	\$1,200,000	\$1,700,000	\$5,800,000	\$800,000	\$5,500,000	\$15,000,000

CITY OF ROCKFORD
FY 2023-2027 HIGHWAY AND BRIDGE STRUCTURE REPAIR AND REPLACEMENT

		PROJECT	LOCATION		TOTAL ESTIMATE	PROJECT FUNDING				NARRATIVE	PROJECT SCHEDULE	
			FROM	TO		MFT	SALES TAX	STATE/OTHER	CIP GENERAL FUND		LETTING	CONSTRUCTION
2023		8TH AVENUE	OVER KEITH CREEK		1,000,000	200,000		800,000		Local Match of STP-BR funds for bridge replacement. Includes Construction & Construction Engineering.	2023	2023
		CITY-WIDE BRIDGE REPAIRS	VARIOUS		100,000		100,000			Addressing unforeseen immediate structural deficiencies.	2023	2023
		CITY-WIDE BRIDGE REPAIR ENGINEERING	VARIOUS		100,000		100,000			Engineering for various bridge repairs per the Bridge Inspection Report including: •Winnebago Street over RR & Kent Creek •Wills Avenue over SE Drainageway •Spring Creek Road over Spring Creek	-	-
	TOTAL 2023 HIGHWAY AND BRIDGE STRUCTURE REPAIR AND REPLACEMENT				1,200,000	200,000	200,000	800,000	-			
2024		AUBURN STREET	OVER KENT CREEK		250,000	250,000				Replacement of structure. Includes PH 1 ENGINEERING ONLY.	2027	2027
		BIENNIAL BRIDGE INSPECTIONS	VARIOUS		200,000	200,000				Federally-required biennial bridge inspections in accordance with NBIS	-	-
		BRIDGE PROGRAM MANAGEMENT	VARIOUS		100,000		100,000			Addressing miscellaneous bridge program items (contract renewed every 4 years)	-	-
		CITY-WIDE BRIDGE REPAIRS	VARIOUS		100,000		100,000			Addressing miscellaneous bridge program items	2024	2024
		ELM STREET	OVER KENT CREEK		100,000			100,000		Removal of deficient structure. Use ICC railroad crossing removal incentive funds to fund removal of bridge.	2024	2024
		SPRING CREEK ROAD	OVER SPRING CREEK		250,000		250,000			Various repairs to structure. Includes construction.	2024	2024
		WILLS AVENUE	OVER SE DRAINAGEWAY		100,000		100,000			Various repairs to structure. Includes construction.	2024	2024
		WINNEBAGO STREET	OVER RR & KENT CREEK		700,000		700,000			New Concrete Wearing Surface Includes Preliminary Engineering, Construction, and Construction Engineering.	2024	2024
	TOTAL 2024 HIGHWAY AND BRIDGE STRUCTURE REPAIR AND REPLACEMENT				1,800,000	450,000	1,250,000	-	-			

CITY OF ROCKFORD
FY 2023-2027 HIGHWAY AND BRIDGE STRUCTURE REPAIR AND REPLACEMENT

PROJECT		LOCATION		TOTAL ESTIMATE	PROJECT FUNDING				NARRATIVE	PROJECT SCHEDULE	
		FROM	TO		MFT	SALES TAX	STATE/OTHER	CIP GENERAL FUND		LETTING	CONSTRUCTION
2025	1ST & 2ND STREET BRIDGES	OVER UNION PACIFIC RAILROAD		2,000,000			2,000,000		Replacement of two Railroad-owned structures using Railroad and ICC funds. Includes Construction and Construction Engineering.	2025	2025
	15TH AVENUE	OVER ROCK RIVER		18,600,000	3,600,000		15,000,000		Construction and construction engineering for major bridge replacement. Requires outside funding assistance (\$10M BIP Grant) not yet received. See Water Capital for additional water main costs	2025	2025
	CITY-WIDE BRIDGE REPAIRS	VARIOUS		100,000		100,000			Addressing unforeseen immediate structural deficiencies	2025	2025
	CORBIN STREET	OVER KENT CREEK		100,000	100,000				Replacement of structure. Includes PH 1 ENGINEERING ONLY.	2028	2028
	TOTAL 2023 HIGHWAY AND BRIDGE STRUCTURE REPAIR AND REPLACEMENT			20,800,000	3,700,000	100,000	2,000,000	-			
2026	AUBURN STREET	OVER KENT CREEK		250,000	250,000				Replacement of structure. Includes PH 2 ENGINEERING ONLY.	2027	2027
	BIENNIAL BRIDGE INSPECTIONS	VARIOUS		200,000	200,000				Federally-required biennial bridge inspections in accordance with NBIS	-	-
	CITY-WIDE BRIDGE REPAIRS	VARIOUS		100,000		100,000			Addressing miscellaneous bridge program items	2026	2026
	WHITMAN STREET	OVER ROCK RIVER, UP RR & MADISON ST		250,000		250,000			Paint, clean, and concrete patching to the structures. ENGINEERING ONLY.	2027	2027
	TOTAL 2026 HIGHWAY AND BRIDGE STRUCTURE REPAIR AND REPLACEMENT			800,000	450,000	350,000	-	-			
2027	11TH STREET	OVER KEITH CREEK		200,000	200,000				Replacement of structure. Includes PH 1 ENGINEERING ONLY.	2030	2030
	AUBURN STREET	OVER KENT CREEK		2,500,000	500,000		2,000,000		Local Match of STP-BR funds for bridge replacement. Includes Construction & Construction Engineering.	2027	2027
	CITY-WIDE BRIDGE REPAIRS	VARIOUS		100,000		100,000			Addressing miscellaneous bridge program items	2027	2027
	CORBIN STREET	OVER KENT CREEK		100,000	100,000				Replacement of structure. Includes PH 2 ENGINEERING ONLY.	2028	2028
	WHITMAN STREET	OVER ROCK RIVER, UP RR & MADISON ST		2,600,000		2,600,000			Paint, clean, and concrete patching to the structures.	2027	2027
	TOTAL 2027 HIGHWAY AND BRIDGE STRUCTURE REPAIR AND REPLACEMENT			5,500,000	800,000	2,700,000	2,000,000	-			
TOTAL 2023-2027 HIGHWAY STRUCTURE REPAIR AND REPLACEMENT			30,100,000	5,600,000	4,600,000	4,800,000	-				

Stormwater and Drainage Program



The Stormwater and Drainage Program will be used for the construction, operation, and maintenance of the City's stormwater management systems to control, reduce, and improve water quality and water quantity to meet State and Federal requirements.

Funding Source	FY 2023	FY 2024	FY 2025	FY 2026	FY 2027	Total
Sales Tax	\$200,000	\$0	\$0	\$0	\$0	\$200,000
Motor Fuel Tax	\$0	\$0	\$0	\$0	\$0	\$0
CIP General Fund	\$800,000	\$300,000	\$300,000	\$300,000	\$300,000	\$2,000,000
State/Federal/Other	\$2,072,600	\$0	\$0	\$0	\$0	\$2,072,600
Program Total	\$2,072,600	\$300,000	\$300,000	\$300,000	\$300,000	\$4,272,600

**CITY OF ROCKFORD
FY 2023-2027 STORMWATER AND DRAINAGE**

	PROJECT	LOCATION		TOTAL ESTIMATE	PROJECT FUNDING				NARRATIVE	PROJECT SCHEDULE	
		FROM	TO		MFT	SALES TAX	STATE	CIP GENERAL FUND		LETTING	CONSTRUCTION
2023	ALPINE DAM (PHASE 2)	ALDEEN PARK		1,000,000		200,000	800,000		Installation of an auxiliary spillway and bolstering of structural integrity of concrete spillway for the existing dam structure.	2023	2023
	CITY-WIDE BANK STABILIZATIONS	VARIOUS		100,000				100,000	Funds for stabilization of banks and ditches throughout the City.	2023	2023
	CITY-WIDE DRAINAGE REPAIRS	VARIOUS		100,000				100,000	Repairs to address unforeseen immediate drainage facility needs	2023	2023
	KEITH CREEK HAZARD MITIGATION	2233 CHARLES ST. & 1642 7TH AVE.		1,672,600			1,272,600	400,000	The City received a federal grant through the IDNR for hazard mitigation of two properties along Keith Creek. Project will include land acquisition, owner relocation costs, and restoration of the creek bank for both properties.	2023	2023
	PAGE PARK DAM REPAIRS	PAGE PARK		200,000				200,000	Repairs to the concrete dam, including epoxy crack injection, joint sealing, and shrub removal per 2022 Inspection Report	2023	2023
	TOTAL 2023 CITY-WIDE STORMWATER AND DRAINAGE			3,072,600	-	200,000	2,072,600	800,000			
2024	CITY-WIDE BANK STABILIZATIONS	VARIOUS		200,000				200,000	Funds for stabilization of banks and ditches throughout the City.	2024	2024
	CITY-WIDE DRAINAGE REPAIRS	VARIOUS		100,000				100,000	Repairs to address unforeseen immediate drainage facility needs	2024	2024
	TOTAL 2024 CITY-WIDE STORMWATER AND DRAINAGE			300,000	-	-	-	300,000			
2025	CITY-WIDE BANK STABILIZATIONS	VARIOUS		200,000				200,000	Funds for stabilization of banks and ditches throughout the City.	2025	2025
	CITY-WIDE DRAINAGE REPAIRS	VARIOUS		100,000				100,000	Repairs to address unforeseen immediate drainage facility needs	2025	2025
	TOTAL 2025 CITY-WIDE STORMWATER AND DRAINAGE			300,000	-	-	-	300,000			
2026	CITY-WIDE BANK STABILIZATIONS	VARIOUS		200,000				200,000	Funds for stabilization of banks and ditches throughout the City.	2026	2026
	CITY-WIDE DRAINAGE REPAIRS	VARIOUS		100,000				100,000	Repairs to address unforeseen immediate drainage facility needs	2026	2026
	TOTAL 2026 CITY-WIDE STORMWATER AND DRAINAGE			300,000	-	-	-	300,000			

**CITY OF ROCKFORD
FY 2023-2027 STORMWATER AND DRAINAGE**

		LOCATION		TOTAL ESTIMATE	PROJECT FUNDING					PROJECT SCHEDULE	
		FROM	TO		MFT	SALES TAX	STATE	CIP GENERAL FUND		LETTING	CONSTRUCTION
PROJECT		FROM	TO	TOTAL ESTIMATE	MFT	SALES TAX	STATE	CIP GENERAL FUND	NARRATIVE	LETTING	CONSTRUCTION
2027	CITY-WIDE BANK STABILIZATIONS		VARIOUS	200,000				200,000	Funds for stabilization of banks and ditches throughout the City.	2027	2027
	CITY-WIDE DRAINAGE REPAIRS		VARIOUS	100,000				100,000	Repairs to address unforeseen immediate drainage facility needs	2027	2027
	TOTAL 2027 CITY-WIDE STORMWATER AND DRAINAGE			300,000	-	-	-	300,000			
TOTAL 2023-2027 CITY-WIDE STORMWATER AND DRAINAGE				4,272,600	-	200,000	2,072,600	2,000,000			

City-Wide Maintenance Program



The City-Wide Maintenance Program provides funds for maintenance and repairs throughout the City, in order to lengthen the life of our built infrastructure and provide for public safety.

Funding Source	FY 2023	FY 2024	FY 2025	FY 2026	FY 2027	Total
Sales Tax	\$1,630,000	\$1,630,000	\$1,630,000	\$1,630,000	\$530,000	\$7,050,000
Motor Fuel Tax	\$580,000	\$430,000	\$430,000	\$430,000	\$430,000	\$2,300,000
CIP General Fund	\$300,000	\$300,000	\$300,000	\$300,000	\$1,400,000	\$2,600,000
Federal/State/Other	\$0	\$0	\$0	\$0	\$0	\$0
Program Total	\$2,510,000	\$2,360,000	\$2,360,000	\$2,360,000	\$2,360,000	\$11,950,000

**CITY OF ROCKFORD
FY 2023-2027 CITY-WIDE MAINTENANCE PROGRAM**

	PROJECT	LOCATION		TOTAL ESTIMATE	PROJECT FUNDING				NARRATIVE	PROJECT SCHEDULE	
		FROM	TO		MFT	SALES TAX	STATE	CIP GENERAL FUND		LETTING	CONSTRUCTION
2023	CITY-WIDE ASSET LIFE CYCLE COST ANALYSIS			30,000	30,000				Life Cycle Cost Analysis for city-wide roadway and bridge network repairs	-	-
	CITY-WIDE BRIDGE PRESERVATION	VARIOUS		100,000	100,000				Washing of bare concrete bridge decks (sealing every 5 years, washing annually)	2023	2023
	CITY-WIDE PAVEMENT PRESERVATION	VARIOUS		50,000		50,000			Crack sealing to hot-mix asphalt streets to lengthen the pavement life	2023	2023
	CITY-WIDE EXCAVATION AND HAULING SERVICES	VARIOUS		100,000				100,000	Excavating silt and other materials from City drainageways to ensure proper conveyance of storm water.	2023	2023
	CITY-WIDE INLET & STORM SEWER REP/	VARIOUS		200,000				200,000	Repairs and maintenance to stormwater inlets	2023	2023
	CITY-WIDE LIGHTING MAINTENANCE	VARIOUS		50,000		50,000			Repainting of decorative lighting shrouds that have deteriorated	2023	2023
	CITY-WIDE PAVEMENT CONDITION ANALYSIS	VARIOUS		150,000	150,000				Inventory data collection, including Pavement Condition Index survey	2023	2023
	CITY-WIDE PAVEMENT MARKING	VARIOUS		300,000	300,000				Installation of pavement markings for streets, crosswalks, and bike lanes	2023	2023
	CITY-WIDE PAVEMENT PATCHING	VARIOUS		100,000		100,000			Patching of street pavement sections.	2023	2023
	CITY-WIDE POTHOLE PATCHING	VARIOUS		1,100,000		1,100,000			Patching of potholes throughout the City	2023	2023
	CITY-WIDE REFORESTATION	VARIOUS		80,000		80,000			Annual city-wide reforestation efforts	2023	2023
	CITY-WIDE STREETScape PRESERVATION	VARIOUS		50,000		50,000			Cleaning and replacement of brick pavers along streetscaped areas.	2023	2023
	CITY-WIDE WINTER REPAIRS	VARIOUS		200,000		200,000			Pavement patching of severely damaged areas from winter weather and operations	2023	2023
TOTAL 2023 PROGRAMMED MAINTENANCE				2,510,000	580,000	1,630,000	-	300,000			

**CITY OF ROCKFORD
FY 2023-2027 CITY-WIDE MAINTENANCE PROGRAM**

	PROJECT	LOCATION		TOTAL ESTIMATE	PROJECT FUNDING				NARRATIVE	PROJECT SCHEDULE	
		FROM	TO		MFT	SALES TAX	STATE	CIP GENERAL FUND		LETTING	CONSTRUCTION
2024	CITY-WIDE ASSET LIFE CYCLE COST ANALYSIS			30,000	30,000				Life Cycle Cost Analysis for city-wide roadway and bridge network repairs	-	-
	CITY-WIDE BRIDGE PRESERVATION	VARIOUS		100,000	100,000				Washing of bare concrete bridge decks (sealing every 5 years, washing annually)	2024	2024
	CITY-WIDE PAVEMENT PRESERVATION	VARIOUS		50,000		50,000			Crack sealing to hot-mix asphalt streets to lengthen the pavement life	2024	2024
	CITY-WIDE EXCAVATION AND HAULING SERVICES	VARIOUS		100,000				100,000	Excavating silt and other materials from City drainageways to ensure proper conveyance of storm water.	2024	2024
	CITY-WIDE INLET & STORM SEWER REPAIRS	VARIOUS		200,000				200,000	Repairs and maintenance to stormwater inlets	2024	2024
	CITY-WIDE LIGHTING MAINTENANCE	VARIOUS		50,000		50,000			Repainting of decorative lighting shrouds that have deteriorated	2024	2024
	CITY-WIDE PAVEMENT MARKING	VARIOUS		300,000	300,000				Installation of pavement markings for streets, crosswalks, and bike lanes	2024	2024
	CITY-WIDE PAVEMENT PATCHING	VARIOUS		100,000		100,000			Patching of street pavement sections.	2024	2024
	CITY-WIDE POT HOLE PATCHING	VARIOUS		1,100,000		1,100,000			Patching of potholes throughout the City	2024	2024
	CITY-WIDE REFORESTATION	VARIOUS		80,000		80,000			Annual city-wide reforestation efforts	2024	2024
	CITY-WIDE STREETSCAPE PRESERVATION	VARIOUS		50,000		50,000			Cleaning and replacement of brick pavers along streetscaped areas.	2024	2024
	CITY-WIDE WINTER REPAIRS	VARIOUS		200,000		200,000			Pavement patching of severely damaged areas from winter weather and operations	2024	2024
TOTAL 2024 PROGRAMMED MAINTENANCE				2,360,000	430,000	1,630,000	-	300,000			

**CITY OF ROCKFORD
FY 2023-2027 CITY-WIDE MAINTENANCE PROGRAM**

	PROJECT	LOCATION		TOTAL ESTIMATE	PROJECT FUNDING				NARRATIVE	PROJECT SCHEDULE	
		FROM	TO		MFT	SALES TAX	STATE	CIP GENERAL FUND		LETTING	CONSTRUCTION
2025	CITY-WIDE ASSET LIFE CYCLE COST ANALYSIS			30,000	30,000				Life Cycle Cost Analysis for city-wide roadway and bridge network repairs	-	-
	CITY-WIDE BRIDGE PRESERVATION	VARIOUS		100,000	100,000				Washing of bare concrete bridge decks (sealing every 5 years, washing annually)	2025	2025
	CITY-WIDE PAVEMENT PRESERVATION	VARIOUS		50,000		50,000			Crack sealing to hot-mix asphalt streets to lengthen the pavement life	2025	2025
	CITY-WIDE EXCAVATION AND HAULING SERVICES	VARIOUS		100,000				100,000	Excavating silt and other materials from City drainageways to ensure proper conveyance of storm water.	2025	2025
	CITY-WIDE INLET & STORM SEWER REPAIRS	VARIOUS		200,000				200,000	Repairs and maintenance to stormwater inlets	2025	2025
	CITY-WIDE LIGHTING MAINTENANCE	VARIOUS		50,000		50,000			Repainting of decorative lighting shrouds that have deteriorated	2025	2025
	CITY-WIDE PAVEMENT MARKING	VARIOUS		300,000	300,000				Installation of pavement markings for streets, crosswalks, and bike lanes	2025	2025
	CITY-WIDE PAVEMENT PATCHING	VARIOUS		100,000		100,000			Patching of street pavement sections.	2025	2025
	CITY-WIDE POTHOLE PATCHING	VARIOUS		1,100,000		1,100,000			Patching of potholes throughout the City	2025	2025
	CITY-WIDE REFORESTATION	VARIOUS		80,000		80,000			Annual city-wide reforestation efforts	2025	2025
	CITY-WIDE STREETScape PRESERVATION	VARIOUS		50,000		50,000			Cleaning and replacement of brick pavers along streetscaped areas.	2025	2025
	CITY-WIDE WINTER REPAIRS	VARIOUS		200,000		200,000			Pavement patching of severely damaged areas from winter weather and operations	2025	2025
TOTAL 2025 PROGRAMMED MAINTENANCE				2,360,000	430,000	1,630,000	-	300,000			

**CITY OF ROCKFORD
FY 2023-2027 CITY-WIDE MAINTENANCE PROGRAM**

	PROJECT	LOCATION		TOTAL ESTIMATE	PROJECT FUNDING				NARRATIVE	PROJECT SCHEDULE	
		FROM	TO		MFT	SALES TAX	STATE	CIP GENERAL FUND		LETTING	CONSTRUCTION
2026	CITY-WIDE ASSET LIFE CYCLE COST ANALYSIS			30,000	30,000				Life Cycle Cost Analysis for city-wide roadway and bridge network repairs	-	-
	CITY-WIDE BRIDGE PRESERVATION	VARIOUS		100,000	100,000				Washing of bare concrete bridge decks (sealing every 5 years, washing annually)	2026	2026
	CITY-WIDE PAVEMENT PRESERVATION	VARIOUS		50,000		50,000			Crack sealing to hot-mix asphalt streets to lengthen the pavement life	2026	2026
	CITY-WIDE EXCAVATION AND HAULING SERVICES	VARIOUS		100,000				100,000	Excavating silt and other materials from City drainageways to ensure proper conveyance of storm water.	2026	2026
	CITY-WIDE INLET & STORM SEWER REPAIRS	VARIOUS		200,000				200,000	Repairs and maintenance to stormwater inlets	2026	2026
	CITY-WIDE LIGHTING MAINTENANCE	VARIOUS		50,000		50,000			Repainting of decorative lighting shrouds that have deteriorated	2026	2026
	CITY-WIDE PAVEMENT MARKING	VARIOUS		300,000	300,000				Installation of pavement markings for streets, crosswalks, and bike lanes	2026	2026
	CITY-WIDE PAVEMENT PATCHING	VARIOUS		100,000		100,000			Patching of street pavement sections.	2026	2026
	CITY-WIDE POT HOLE PATCHING	VARIOUS		1,100,000		1,100,000			Patching of potholes throughout the City	2026	2026
	CITY-WIDE REFORESTATION	VARIOUS		80,000		80,000			Annual city-wide reforestation efforts	2026	2026
	CITY-WIDE STREETSCAPE PRESERVATION	VARIOUS		50,000		50,000			Cleaning and replacement of brick pavers along streetscaped areas.	2026	2026
	CITY-WIDE WINTER REPAIRS	VARIOUS		200,000		200,000			Pavement patching of severely damaged areas from winter weather and operations	2026	2026
TOTAL 2026 PROGRAMMED MAINTENANCE				2,360,000	430,000	1,630,000	-	300,000			

**CITY OF ROCKFORD
FY 2023-2027 CITY-WIDE MAINTENANCE PROGRAM**

	PROJECT	LOCATION		TOTAL ESTIMATE	PROJECT FUNDING				NARRATIVE	PROJECT SCHEDULE	
		FROM	TO		MFT	SALES TAX	STATE	CIP GENERAL FUND		LETTING	CONSTRUCTION
2027	CITY-WIDE ASSET LIFE CYCLE COST ANALYSIS			30,000	30,000				Life Cycle Cost Analysis for city-wide roadway and bridge network repairs	-	-
	CITY-WIDE BRIDGE PRESERVATION	VARIOUS		100,000	100,000				Washing of bare concrete bridge decks (sealing every 5 years, washing annually)	2027	2027
	CITY-WIDE PAVEMENT PRESERVATION	VARIOUS		50,000		50,000			Crack sealing to hot-mix asphalt streets to lengthen the pavement life	2027	2027
	CITY-WIDE EXCAVATION AND HAULING SERVICES	VARIOUS		100,000				100,000	Excavating silt and other materials from City drainageways to ensure proper conveyance of storm water.	2027	2027
	CITY-WIDE INLET & STORM SEWER REPAIRS	VARIOUS		200,000				200,000	Repairs and maintenance to stormwater inlets	2027	2027
	CITY-WIDE LIGHTING MAINTENANCE	VARIOUS		50,000		50,000			Repainting of decorative lighting shrouds that have deteriorated	2027	2027
	CITY-WIDE PAVEMENT MARKING	VARIOUS		300,000	300,000				Installation of pavement markings for streets, crosswalks, and bike lanes	2027	2027
	CITY-WIDE PAVEMENT PATCHING	VARIOUS		100,000		100,000			Patching of street pavement sections.	2027	2027
	CITY-WIDE POT HOLE PATCHING	VARIOUS		1,100,000				1,100,000	Patching of potholes throughout the City	2027	2027
	CITY-WIDE REFORESTATION	VARIOUS		80,000		80,000			Annual city-wide reforestation efforts	2027	2027
	CITY-WIDE STREETScape PRESERVATION	VARIOUS		50,000		50,000			Cleaning and replacement of brick pavers along streetscaped areas.	2027	2027
	CITY-WIDE WINTER REPAIRS	VARIOUS		200,000		200,000			Pavement patching of severely damaged areas from winter weather and operations	2027	2027
TOTAL 2027 PROGRAMMED MAINTENANCE				2,360,000	430,000	530,000	-	1,400,000			
TOTAL 2023-2027 PROGRAMMED MAINTENANCE				11,950,000	2,300,000	7,050,000	-	2,600,000			

Sidewalk and Active Transportation Program



The Sidewalk and Active Transportation Program provides funds for improving pedestrian accommodations throughout the City. The goals of the program are to improve the safety and mobility of pedestrians throughout the City by repairing or replacing damaged and deteriorated sidewalks, installing new intersection curb ramps at pedestrian crossings in accordance with current Americans with Disabilities Act standards, construction of new sidewalks in areas where gaps exist, and improving the City's multi-use path and trail system.

Funding Source	FY 2023	FY 2024	FY 2025	FY 2026	FY 2027	Total
Sales Tax	\$1,000,000	\$1,000,000	\$1,000,000	\$1,000,000	\$1,000,000	\$5,000,000
Motor Fuel Tax	\$114,170	\$705,065	\$0	\$750,000	\$0	\$1,569,235
CIP General Fund	\$100,000	\$0	\$0	\$0	\$0	\$0
Federal/State/Other	\$264,590	\$268,400	\$0	\$0	\$0	\$532,990
Program Total	\$1,478,760	\$1,973,465	\$1,000,000	\$1,750,000	\$1,000,000	\$7,102,225

CITY OF ROCKFORD
FY 2023-2027 SIDEWALK AND ACTIVE TRANSPORTATION PROGRAM

	PROJECT	LOCATION		TOTAL ESTIMATE	PROJECT FUNDING				NARRATIVE	PROJECT SCHEDULE	
		FROM	TO		MFT	SALES TAX	STATE/FED	CIP GENERAL FUND		LETTING	CONSTRUCTION
2023	ADA TRANSITION PLAN IMPROVEMENTS	VARIOUS		150,000		150,000			Implementation of City Transition Plan bringing pedestrian facilities into ADA compliance.	2023	2023
	CITY-WIDE BICYCLE AND ACTIVE TRANSPORTATION PROGRAM	VARIOUS		300,000		300,000			Installation of new bicycle facilities per the 10 Year Bike Plan and R1PC's Bicycle and Pedestrian Study.	2023	2023
	CITY-WIDE SIDEWALK GAP CONNECTION	VARIOUS		100,000		100,000			Installation of new sidewalk strategically connecting gaps in the City's sidewalk network.	2023	2023
	CITY-WIDE SIDEWALK IMPROVEMENTS	VARIOUS		450,000		450,000			Repairs to sidewalks focusing on trip hazards and deteriorated concrete; includes upgrades to intersection curb ramps to meet current ADA standards.	2023	2023
	COMED MULTI-USE PATH	MORGAN ST.	UW SPORTS FACTORY	100,000				100,000	Paving multi use path connecting the Rails To Trails path to the UW Sports Factory through leased land from ComEd property east of the Rock River.	2023	2023
	PIERPONT AVENUE AND WEST STATE STREET SIDEWALK	ELM ST.	SCHOOL ST.	323,760	59,170		264,590		Local match for the installation of sidewalk utilizing federal Transportation Alternatives Program (TAP) funds. Includes construction and construction engineering.	2023	2024
	ROCKFORD RIVERWALK	RAILS TO TRAILS BRIDGE	JEFFERSON STREET PEDESTRIAN BRIDGE	275,000	55,000		220,000		Installation of multi-use path connecting the Rails-to-Trails Path to the Jefferson Street Pedestrian Bridge. Phase II Engineering ONLY. Requires \$220K outside funding assistance (ITEP Grant) not yet received.	2026	2026
TOTAL 2023 SIDEWALK AND ACTIVE TRANSPORTATION PROGRAM				1,698,760	114,170	1,000,000	264,590	100,000			

CITY OF ROCKFORD
FY 2023-2027 SIDEWALK AND ACTIVE TRANSPORTATION PROGRAM

PROJECT		LOCATION		TOTAL ESTIMATE	PROJECT FUNDING				NARRATIVE	PROJECT SCHEDULE	
		FROM	TO		MFT	SALES TAX	STATE/FED	CIP GENERAL FUND		LETTING	CONSTRUCTION
2024	ADA TRANSITION PLAN IMPROVEMENTS	VARIOUS		150,000		150,000			Implementation of City Transition Plan bringing pedestrian facilities into ADA compliance.	2024	2024
	CITY-WIDE BICYCLE AND ACTIVE TRANSPORTATION PROGRAM	VARIOUS		300,000		300,000			Installation of new bicycle facilities per the 10 Year Bike Plan and R1PC's Bicycle and Pedestrian Study.	2024	2024
	CITY-WIDE SIDEWALK GAP CONNECTION	VARIOUS		100,000		100,000			Installation of new sidewalk strategically connecting gaps in the City's sidewalk network.	2024	2024
	CITY-WIDE SIDEWALK IMPROVEMENTS	VARIOUS		450,000		450,000			Repairs to sidewalks focusing on trip hazards and deteriorated concrete; includes upgrades to intersection curb ramps to meet current ADA standards.	2024	2024
	EAST STATE STREET SIDEWALK	ALPINE RD.	NEWTOWNE RD.	324,250	55,850		268,400		Local match for the installation of sidewalk utilizing federal Transportation Alternatives Program (TAP) funds. Includes construction and construction engineering.	2024	2025
	HIGHCREST MULTI-USE PATH	2ND STREET	ALPINE ROAD	3,246,075	649,215		2,596,860		Installation of multi-use path along Highcrest Road from 2nd Street to Alpine Road. Requires \$2M outside funding assistance (ITEP Grant Award) not yet received.	2024	2024
	TOTAL 2024 SIDEWALK AND ACTIVE TRANSPORTATION PROGRAM			4,570,325	705,065	1,000,000	268,400	-			
2025	ADA TRANSITION PLAN IMPROVEMENTS	VARIOUS		150,000		150,000			Implementation of City Transition Plan bringing pedestrian facilities into ADA compliance.	2025	2025
	CITY-WIDE BICYCLE AND ACTIVE TRANSPORTATION PROGRAM	VARIOUS		300,000		300,000			Installation of new bicycle facilities per the 10 Year Bike Plan and R1PC's Bicycle and Pedestrian Study.	2025	2025
	CITY-WIDE SIDEWALK GAP CONNECTION	VARIOUS		100,000		100,000			Installation of new sidewalk strategically connecting gaps in the City's sidewalk network.	2025	2025
	CITY-WIDE SIDEWALK IMPROVEMENTS	VARIOUS		450,000		450,000			Repairs to sidewalks focusing on trip hazards and deteriorated concrete; includes upgrades to intersection curb ramps to meet current ADA standards.	2025	2025
	TOTAL 2025 SIDEWALK AND ACTIVE TRANSPORTATION PROGRAM			1,000,000	-	1,000,000	-	-			

CITY OF ROCKFORD
FY 2023-2027 SIDEWALK AND ACTIVE TRANSPORTATION PROGRAM

PROJECT		LOCATION		TOTAL ESTIMATE	PROJECT FUNDING				NARRATIVE	PROJECT SCHEDULE	
		FROM	TO		MFT	SALES TAX	STATE/FED	CIP GENERAL FUND		LETTING	CONSTRUCTION
2026	ADA TRANSITION PLAN IMPROVEMENTS	VARIOUS		150,000		150,000			Implementation of City Transition Plan bringing pedestrian facilities into ADA compliance.	2026	2026
	CITY-WIDE BICYCLE AND ACTIVE TRANSPORTATION PROGRAM	VARIOUS		300,000		300,000			Installation of new bicycle facilities per the 10 Year Bike Plan and R1PC's Bicycle and Pedestrian Study.	2026	2026
	CITY-WIDE SIDEWALK GAP CONNECTION	VARIOUS		100,000		100,000			Installation of new sidewalk strategically connecting gaps in the City's sidewalk network.	2026	2026
	CITY-WIDE SIDEWALK IMPROVEMENTS	VARIOUS		450,000		450,000			Repairs to sidewalks focusing on trip hazards and deteriorated concrete; includes upgrades to intersection curb ramps to meet current ADA standards.	2026	2026
	ROCKFORD RIVERWALK	RAILS TO TRAILS BRIDGE	JEFFERSON STREET PEDESTRIAN BRIDGE	3,750,000	750,000		3,000,000		Installation of multi-use path connecting the Rails-to-Trails Path to the Jefferson Street Pedestrian Bridge. Requires \$2M outside funding assistance (ITEP Grant) not yet received.	2026	2026
	TOTAL 2026 SIDEWALK AND ACTIVE TRANSPORTATION PROGRAM			4,750,000	750,000	1,000,000	-	-			
2027	ADA TRANSITION PLAN IMPROVEMENTS	VARIOUS		150,000		150,000			Implementation of City Transition Plan bringing pedestrian facilities into ADA compliance.	2027	2027
	CITY-WIDE BICYCLE AND ACTIVE TRANSPORTATION PROGRAM	VARIOUS		300,000		300,000			Installation of new bicycle facilities per the 10 Year Bike Plan and R1PC's Bicycle and Pedestrian Study.	2027	2027
	CITY-WIDE SIDEWALK GAP CONNECTION	VARIOUS		100,000		100,000			Installation of new sidewalk strategically connecting gaps in the City's sidewalk network.	2027	2027
	CITY-WIDE SIDEWALK IMPROVEMENTS	VARIOUS		450,000		450,000			Repairs to sidewalks focusing on trip hazards and deteriorated concrete; includes upgrades to intersection curb ramps to meet current ADA standards.	2027	2027
	TOTAL 2027 SIDEWALK AND ACTIVE TRANSPORTATION PROGRAM			1,000,000	-	1,000,000	-	-			
TOTAL 2023-2027 SIDEWALK AND ACTIVE TRANSPORTATION PROGRAM				13,019,085	1,569,235	5,000,000	532,990	100,000			

Traffic Program



The Capital Lighting and Traffic Signals Program provides funds for traffic signal and street lighting projects throughout the City and maintenance of our existing lighting and traffic signal infrastructure.

Funding Source	FY 2023	FY 2024	FY 2025	FY 2026	FY 2027	Total
Sales Tax	\$850,000	\$750,000	\$500,000	\$500,000	\$500,000	\$3,250,000
Motor Fuel Tax	\$0	\$0	\$0	\$0	\$0	\$0
CIP General Fund	\$0	\$0	\$0	\$0	\$0	\$0
Federal/State/Other	\$400,000	\$0	\$0	\$0	\$0	\$400,000
Program Total	\$1,250,000	\$750,000	\$500,000	\$500,000	\$500,000	\$3,650,000

CITY OF ROCKFORD
FY 2023-2027 TRAFFIC PROGRAM

	PROJECT	LOCATION		TOTAL ESTIMATE	PROJECT FUNDING				NARRATIVE	PROJECT SCHEDULE	
		FROM	TO		MFT	SALES TAX	STATE/FED	CIP GENERAL FUND		LETTING	CONSTRUCTION
2023	DOWNTOWN STREETSCAPE PROGRAM (MAIN STREET)	CHESTNUT ST.	ELM ST.	500,000		500,000			Implementation of the Downtown Strategic Action Plan including streetscape improvements along various designated "A" Streets downtown.	2023	2023
	CITY-WIDE TRAFFIC SAFETY PROGRAM (BROADWAY ROAD DIET)	20TH ST.	PARKSIDE DR.	600,000		200,000	400,000		<i>City-Wide Traffic Safety Program:</i> Includes the Design, Construction and Construction Engineering for converting 4-lane Broadway to 3-lanes with traffic calming elements. Includes State DCEO funding match.	2023	2023
	CITY-WIDE TRAFFIC SIGNAL UPGRADE PROGRAM		VARIOUS	150,000		150,000			<i>City-Wide Traffic Signal Upgrade Program:</i> Includes the Design, Construction and Construction Engineering for upgrades to traffic signals.	2023	2023
	TOTAL 2023 TRAFFIC PROGRAM			1,250,000	-	850,000	400,000	-			
2024	DOWNTOWN STREETSCAPE PROGRAM (MAIN STREET)	JEFFERSON ST.	PARK ST.	500,000		500,000			Implementation of the Downtown Strategic Action Plan including streetscape improvements along various designated "A" Streets downtown.	2024	2024
	CITY-WIDE TRAFFIC SAFETY PROGRAM		VARIOUS	100,000		100,000			<i>City-Wide Traffic Safety Program:</i> Includes the Design, Construction and Construction Engineering for implementing traffic safety measures at various locations.	2024	2024
	CITY-WIDE TRAFFIC SIGNAL UPGRADE PROGRAM		VARIOUS	150,000		150,000			<i>City-Wide Traffic Signal Upgrade Program:</i> Includes the Design, Construction and Construction Engineering for upgrades to traffic signals.	2024	2024
	TOTAL 2024 TRAFFIC PROGRAM			750,000	-	750,000	-	-			
2025	DOWNTOWN STREETSCAPE PROGRAM (MADISON ST.)	WALNUT ST.	STATE ST.	500,000		500,000			Implementation of the Downtown Strategic Action Plan including streetscape improvements along various designated "A" Streets downtown.	2025	2025
	CITY-WIDE TRAFFIC SAFETY PROGRAM		VARIOUS	100,000		100,000			<i>City-Wide Traffic Safety Program:</i> Includes the Design, Construction and Construction Engineering for implementing traffic safety measures at various locations.	2025	2025
	CITY-WIDE TRAFFIC SIGNAL UPGRADE PROGRAM		VARIOUS	150,000		150,000			<i>City-Wide Traffic Signal Upgrade Program:</i> Includes the Design, Construction and Construction Engineering for upgrades to traffic signals.	2025	2025
	TOTAL 2025 TRAFFIC PROGRAM			750,000	-	750,000	-	-			

CITY OF ROCKFORD
FY 2023-2027 TRAFFIC PROGRAM

PROJECT		LOCATION		TOTAL ESTIMATE	PROJECT FUNDING				NARRATIVE	PROJECT SCHEDULE	
		FROM	TO		MFT	SALES TAX	STATE/FED	CIP GENERAL FUND		LETTING	CONSTRUCTION
2026	DOWNTOWN STREETSCAPE PROGRAM (WEST STATE STREET)	WYMAN ST.	ROCK RIVER	500,000		500,000			Implementation of the Downtown Strategic Action Plan including streetscape improvements along various designated "A" Streets downtown.	2026	2026
	CITY-WIDE TRAFFIC SAFETY PROGRAM		VARIOUS	100,000		100,000			<i>City-Wide Traffic Safety Program:</i> Includes the Design, Construction and Construction Engineering for implementing traffic safety measures at various locations.	2026	2026
	CITY-WIDE TRAFFIC SIGNAL UPGRADE PROGRAM		VARIOUS	150,000		150,000			<i>City-Wide Traffic Signal Upgrade Program:</i> Includes the Design, Construction and Construction Engineering for upgrades to traffic signals.	2026	2026
	TOTAL 2026 TRAFFIC PROGRAM			750,000	-	750,000	-	-			
2027	CITY-WIDE TRAFFIC SIGNAL UPGRADE PROGRAM		VARIOUS	150,000		150,000			<i>City-Wide Traffic Signal Upgrade Program:</i> Includes the Design, Construction and Construction Engineering for upgrades to traffic signals.	2027	2027
	CITY-WIDE TRAFFIC SAFETY PROGRAM		VARIOUS	100,000		100,000			<i>City-Wide Traffic Safety Program:</i> Includes the Design, Construction and Construction Engineering for implementing traffic safety measures at various locations.	2027	2027
	TOTAL 2027 TRAFFIC PROGRAM			150,000	-	150,000	-	-			
TOTAL 2023-2027 TRAFFIC PROGRAM				3,650,000	-	3,250,000	400,000	-			

Community Enhancement & Economic Development Program



The Community Enhancement and Economic Development Program provides funds for economic development projects and other initiatives throughout the City.

Funding Source	FY 2023	FY 2024	FY 2025	FY 2026	FY 2027	Total
Sales Tax	\$0	\$0	\$0	\$0	\$0	\$0
Motor Fuel Tax	\$3,091,308	\$2,000,000	\$191,308	\$191,308	\$176,292	\$5,856,542
CIP General Fund	\$1,108,150	\$1,111,395	\$1,114,736	\$1,118,178	\$1,105,000	\$5,574,183
Motor Fuel Tax Rebuild IL	\$0	\$8,000,000	\$0	\$0	\$0	\$8,000,000
Federal/State/Other	\$19,755,860	\$2,399,324	\$0	\$0	\$0	\$22,155,184
Program Total	\$23,955,318	\$13,702,027	\$1,306,044	\$1,309,486	\$1,313,032	\$41,585,909

CITY OF ROCKFORD
FY 2023-2027 COMMUNITY ENHANCEMENT AND ECONOMIC DEVELOPMENT

		LOCATION		TOTAL ESTIMATE	PROJECT FUNDING				PROJECT SCHEDULE		
		FROM	TO		MFT	SALES TAX	STATE/OTHER		CIP GENERAL FUND	LETTING	CONSTRUCTION
2023	CITY-WIDE BEAUTIFICATION	VARIOUS		108,150				108,150	Annual contribution to RACVB for city-wide beautification efforts per agreement.	-	-
	GEOGRAPHIC POLICE DISTRICTS CONTRIBUTION	DEBT SERVICE		1,000,000				1,000,000	Annual CIP contribution to debt service of \$1,000,000 (Year 7 of 20).	-	-
	LOCAL MATCH FOR FUTURE STATE/FEDERAL FUNDING OPPORTUNITIES			100,000	100,000				The City's local match portion for unforeseen future federal and state funding opportunities. (See Riverwalk project in Active Transportation Chapter).	-	-
	R1 PLANNING COUNCIL ANNUAL CONTRIBUTION			91,308	91,308				Local contribution for the federally required Metropolitan Planning Organization for the Rockford region.	-	-
	ROCKFORD COMPLETE STREETS REVITALIZATION	JEFFERSON ST.	STATE ST.	22,364,710	2,900,000		19,464,710		Transformation of US-Bus-20 (Chestnut Street, Walnut Street, 1st Avenue) to Complete Streets and Streetscape standards per the RAISE Grant Award.	2024	2027
	ROCKFORD LIBRARY RIVERFRONT	ROCKFORD LIBRARY RIVERFRONT		291,150			291,150		Restoration of City's riverfront disturbed by ComEd's reclamation project. Funds coming from ComEd and constructed under Library's building contract as outlined in a Development Agreement.	2023	2023
	TOTAL 2023 COMMUNITY ENHANCEMENT AND ECONOMIC DEVELOPMENT				23,955,318	3,091,308	-	19,755,860	1,108,150		
2024	9TH STREET TWO-WAY CONVERSION	STATE STREET	WHITMAN STREET	12,399,324	10,000,000		2,399,324		Two-way conversion of 9th Street/Longwood Street, including the removal of the 3rd Street over 6th Street Bridge, interchange ramp removals, and active transportation connections to the Rock River. Uses City allotment of remaining MFT Rebuild Funds. Uses \$2.4M STBG funds.	2024	2025
	CITY-WIDE BEAUTIFICATION	VARIOUS		111,395				111,395	Annual contribution to RACVB for city-wide beautification efforts per agreement.	-	-
	GEOGRAPHIC POLICE DISTRICTS CONTRIBUTION	DEBT SERVICE		1,000,000				1,000,000	Annual CIP debt service contribution(Year 8 of 20).	-	-
	LOCAL MATCH FOR FUTURE STATE/FEDERAL FUNDING OPPORTUNITIES			100,000	100,000				The City's local match portion for unforeseen future federal and state funding opportunities.	-	-
	R1 PLANNING COUNCIL ANNUAL CONTRIBUTION			91,308	91,308				Local contribution for the federally required Metropolitan Planning Organization for the Rockford region.	-	-
	TOTAL 2024 COMMUNITY ENHANCEMENT AND ECONOMIC DEVELOPMENT				13,702,027	10,191,308	-	2,399,324	1,111,395		

CITY OF ROCKFORD
FY 2023-2027 COMMUNITY ENHANCEMENT AND ECONOMIC DEVELOPMENT

		LOCATION		TOTAL ESTIMATE	PROJECT FUNDING					PROJECT SCHEDULE	
		FROM	TO		MFT	SALES TAX	STATE/OTHER	CIP GENERAL FUND		LETTING	CONSTRUCTION
PROJECT									NARRATIVE		
2025	CITY-WIDE BEAUTIFICATION	VARIOUS		114,736				114,736	Annual contribution to RACVB for city-wide beautification efforts per agreement.		
	GEOGRAPHIC POLICE DISTRICTS CONTRIBUTION	DEBT SERVICE		1,000,000				1,000,000	Annual CIP debt service contribution(Year 9 of 20).	-	-
	LOCAL MATCH FOR FUTURE STATE/FEDERAL FUNDING OPPORTUNITIES			100,000	100,000				The City's local match portion for unforeseen future federal and state funding opportunities.	-	-
	R1 PLANNING COUNCIL ANNUAL CONTRIBUTION			91,308	91,308				Local contribution for the federally required Metropolitan Planning Organization for the Rockford region.	-	-
	TOTAL 2025 COMMUNITY ENHANCEMENT AND ECONOMIC DEVELOPMENT			1,306,044	191,308	-	-	1,114,736			
2026	CITY-WIDE BEAUTIFICATION	VARIOUS		118,178				118,178	Annual contribution to RACVB for city-wide beautification efforts per agreement.		
	GEOGRAPHIC POLICE DISTRICTS CONTRIBUTION	DEBT SERVICE		1,000,000				1,000,000	Annual CIP debt service contribution(Year 10 of 20).	-	-
	LOCAL MATCH FOR FUTURE STATE/FEDERAL FUNDING OPPORTUNITIES			100,000	100,000				The City's local match portion for unforeseen future federal and state funding opportunities.	-	-
	R1 PLANNING COUNCIL ANNUAL CONTRIBUTION			91,308	91,308				Local contribution for the federally required Metropolitan Planning Organization for the Rockford region.	-	-
	TOTAL 2026 COMMUNITY ENHANCEMENT AND ECONOMIC DEVELOPMENT			1,309,486	191,308	-	-	1,118,178			
2027	CITY-WIDE BEAUTIFICATION	VARIOUS		121,724				121,724	Annual contribution to RACVB for city-wide beautification efforts per agreement.		
	GEOGRAPHIC POLICE DISTRICTS CONTRIBUTION	DEBT SERVICE		1,000,000				1,000,000	Annual CIP debt service contribution(Year 11 of 20).		
	LOCAL MATCH FOR FUTURE STATE/FEDERAL FUNDING OPPORTUNITIES			100,000	100,000				The City's local match portion for unforeseen future federal and state funding opportunities.		
	R1 PLANNING COUNCIL ANNUAL CONTRIBUTION			91,308	91,308				Local contribution for the federally required Metropolitan Planning Organization for the Rockford region.	-	-
	TOTAL 2027 COMMUNITY ENHANCEMENT AND ECONOMIC DEVELOPMENT			1,313,032	191,308	-	-	1,121,724			
TOTAL 2023-2027 COMMUNITY ENHANCEMENT AND ECONOMIC DEVELOPME				41,585,909	13,856,542	-	22,155,184	5,574,183			

Water Capital Improvements



Water Program Categories

The Water Division Capital Improvement Program focuses on maintaining safe, plentiful, and desirable drinking water for customers utilizing fund equity collected from customer billing as well as funding from the Illinois Environmental Protection Agency (IEPA). The Water Division's cost of service and rates will be evaluated to ensure continued, proactive investment in the aging water infrastructure. Capital improvements to storage facilities, treatment plants, and pumping stations is primarily driven by regulatory requirements, engineering inspections, water quality, and operations. Conversely, capital improvements in water main replacement and rehabilitation are carefully selected through the systematic evaluation of several factors including: water main age, main break history, condition of the overlying roadway and plans for reconstruction, importance in serving critical customers (i.e., hospitals, schools, nursing homes), and the improvement of system hydraulics for capacity needs and fire protection.

Distribution System

The Distribution System category includes construction costs related to the maintenance and replacement of the Water Division's 816 miles of water main, 52,000 active service connections, 6,764 fire hydrants, and associated appurtenances. Maintenance activities and capital improvements are completed by internal staff as well as contracted out through water operations and/or water engineering. Water main replacement and system improvements are based on the Water Main High-Risk Model, various City projects needs, system expansion, and projects identified in the Water Infrastructure Improvement Program (WIIP) Project Manual.

Ongoing

This category includes the replacement of lead service lines utilizing funds secured from the IEPA as well as the Water Division's capital program.

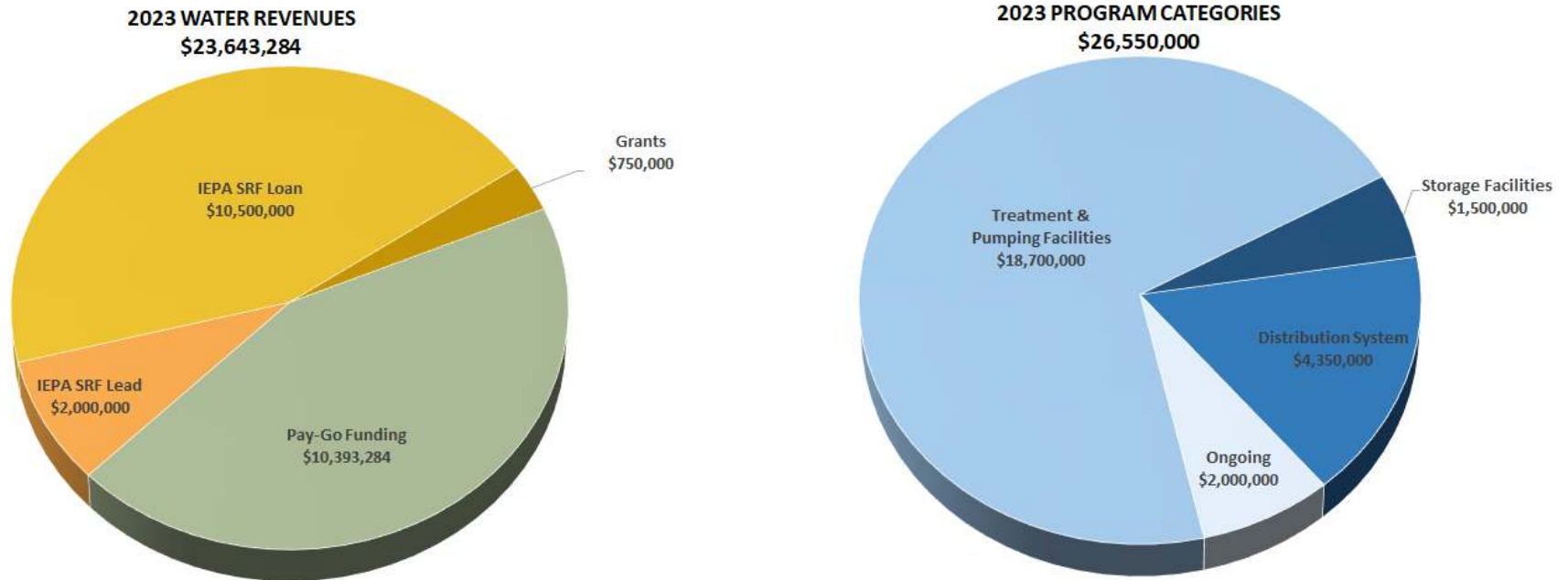
Treatment and Pumping Facilities

This category provides funds for maintaining and improving the Water Division's 26 production wells, 25 pumping stations (including 13 treatment sites), 10 zone control valves, and associated appurtenances. Maintenance activities and capital improvements are completed by internal staff as well as contracted out through water operations and/or water engineering. Projects include production well rehabilitations, filter vessel maintenance, replacement and improvement of treatment plants and pumping stations in accordance with IEPA regulations.

Storage Facilities

This category includes projects associated with maintaining and replacing the Water Division's storage facilities system-wide including 25 reservoirs and two water towers.

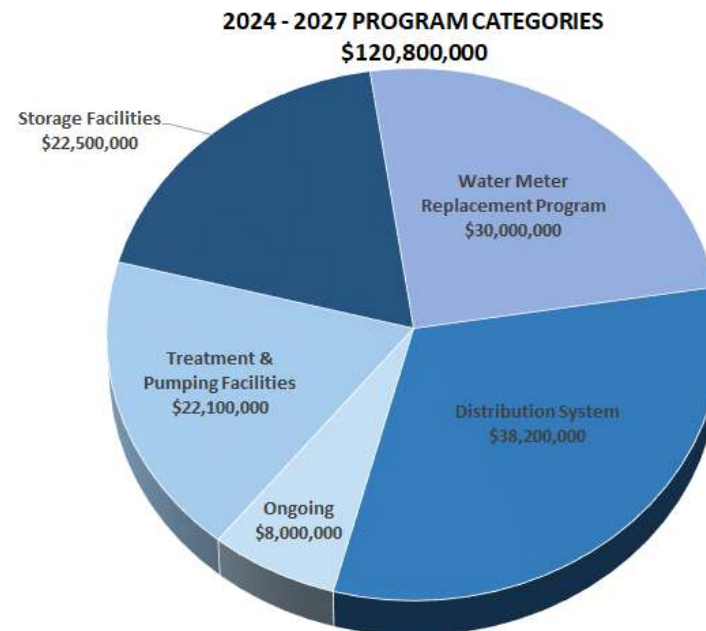
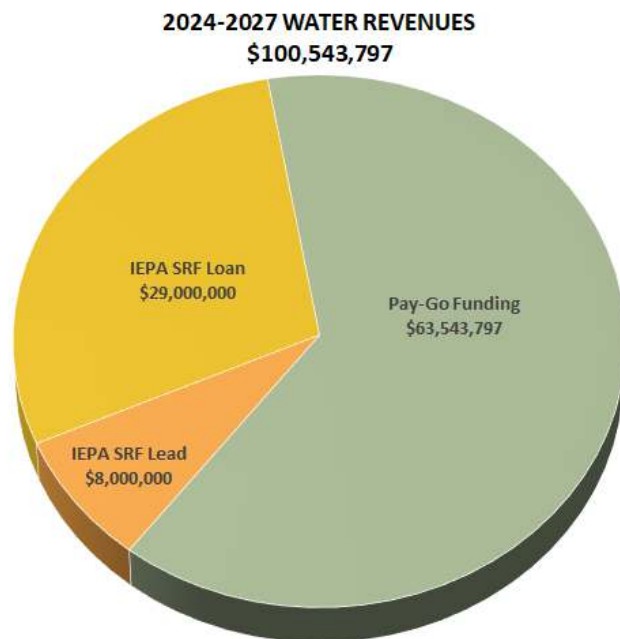
2023 Water Revenue and Program Distribution



Funding Source	FY 2023 Projected Revenue
Pay-Go Funding (WRIA)	\$10,393,284
IEPA SRF Loan	\$10,500,000
IEPA SRF Lead Loan	\$2,000,000
Grant	\$750,000

*IEPA SRF Lead Loan is a principal forgiveness loan to cover replacement of lead water service connections.


2024-2027 Water Revenue and Program Distribution



Funding Source	2024 Projected Revenue	2025 Projected Revenue	2026 Projected Revenue	2027 Projected Revenue
Pay-Go Funding (WRIA)	\$12,722,006	\$14,569,185	\$16,298,441	\$19,954,165
IEPA SRF Loan	\$0	\$23,000,000	\$ 6,000,000	\$0
IEPA SRF Lead Loan	\$ 2,000,000	\$2,000,000	\$ 2,000,000	\$2,000,000

*IEPA SRF Lead Loan is a principal forgiveness loan to cover replacement of lead water service connections.

CITY OF ROCKFORD
FY 2023-2027 WATER PRODUCTION CAPITAL IMPROVEMENT PROGRAM

	PROJECT	LOCATION		TOTAL ESTIMATE	PROJECT FUNDING			NARRATIVE	PROJECT SCHEDULE	
		FROM	TO		WRIA	IEPA	OTHER		LETTING	CONSTRUCTION
2023	WELL MAINTENANCE & IMPROVEMENTS	SYSTEM PRODUCTION WELLS		1,400,000	1,400,000			Includes construction, materials and engineering costs for capital improvements completed on production wells through water operations.	2023	2023
	WATER TREATMENT MAINTENANCE AND IMPROVEMENTS	SYSTEM WATER TREATMENT AND STORAGE FACILITIES		1,000,000	1,000,000			Includes construction, materials and engineering costs for capital improvements completed on water treatment facilities and storage facilities through water operations.	2023	2023
	WELL 34 TREATMENT FACILITY	3949 DAWES RD		10,500,000	10,500,000			This project will include the installation of a filter vessel and associated appurtenances to remove radium. This project will be financed utilizing the IEPA SRF loan program.	2022	2023
	EAST HIGH BOOSTER STATION	EAST HIGH ZONE	EAST ZONE	2,000,000	2,000,000			This project will give flexibility to supply additional water to the East High Zone (EHZ) when wells go out of service for maintenance.	2023	2023
	WELL 9 TEMPORARY TREATMENT	305 JAMES AVE		1,300,000	1,300,000			Includes long term temporary water treatment filters and facility improvements to remain in compliance with IEPA regulations.	2023	2023
	WELL 13 RESERVOIR EXTERIOR RESTORATION	4625 SKYLINE DR		1,000,000	1,000,000			This project will repair exterior wall extending the useful life and revitalize the external appearance.	2023	2023
	WELL 42 HMO ROOM BUILDOUT	NEWBURG ROAD		500,000	500,000			This project will buildout an existing room for HMO treatment. HMO is used to remove radium from drinking water. This is required to remain in compliance with IEPA regulations.	2023	2023
	WELL 46 DRILL	LEONARD RD		2,000,000	2,000,000			This project will include the engineering, construction and materials to drill a new well in the central zone. Following the drilling of this well, a new treatment facility will be designed and constructed.	2023	2023
	WELL 45 RESERVOIR RECONSTRUCTION DESIGN	1141 CEDAR STREET		500,000	500,000			This project will replace the 100 year reservoir and include site improvements located at well 45 and site. This project will be financed utilizing the annual well/reservoir maintenance and repair allocation, and IEPA SRF loan program. The project is estimated to cost approximately \$15 million.	2025	2025
	TOTAL 2023 WATER PRODUCTION CAPITAL IMPROVEMENTS				20,200,000	9,700,000	10,500,000	-		
2024	WELL MAINTENANCE & IMPROVEMENTS	SYSTEM PRODUCTION WELLS		1,400,000	1,400,000			Includes construction, materials and engineering costs for capital improvements completed on production wells through water operations.	2024	2024
	WATER TREATMENT MAINTENANCE AND IMPROVEMENTS	SYSTEM WATER TREATMENT AND STORAGE FACILITIES		1,000,000	1,000,000			Includes construction, materials and engineering costs for capital improvements completed on water treatment facilities and storage facilities through water operations.	2024	2024
	WELL 46 WATER TREATMENT FACILITY DESIGN	LEONARD RD		500,000	500,000			This project will include the design of water treatment facility to include a filter vessel, water storage and associated appurtenances to remove identified contaminants.	2025	2025
	TOTAL 2024 WATER PRODUCTION CAPITAL IMPROVEMENTS				2,900,000	2,900,000	-	-		

CITY OF ROCKFORD
FY 2023-2027 WATER PRODUCTION CAPITAL IMPROVEMENT PROGRAM

	PROJECT	LOCATION		TOTAL ESTIMATE	PROJECT FUNDING			NARRATIVE	PROJECT SCHEDULE	
		FROM	TO		WRIA	IEPA	OTHER		LETTING	CONSTRUCTION
2025	WELL MAINTENANCE & IMPROVEMENTS	SYSTEM PRODUCTION WELLS		1,400,000	1,400,000			Includes construction, materials and engineering costs for capital improvements completed on production wells through water operations.	2025	2025
	WATER TREATMENT MAINTENANCE AND IMPROVEMENTS	SYSTEM WATER TREATMENT AND STORAGE FACILITIES		1,000,000	1,000,000			Includes construction, materials and engineering costs for capital improvements completed on water treatment facilities and storage facilities through water operations.	2025	2025
	WELL 45 RESERVOIR RECONSTRUCTION	1141 CEDAR STREET		15,000,000	4,000,000	11,000,000		This project will replace the 100 year reservoir and include site improvements located at well 45 and site. This project will be financed utilizing the annual well/reservoir maintenance and repair allocation, and IEPA SRF loan program. The project is estimated to cost approximately \$15 million.	2025	2025
	WELL 46 WATER TREATMENT FACILITY	LEONARD RD		12,000,000	12,000,000			This project will include the construction, materials and installation of a new water treatment facility. This would include a filter vessel, water storage and associated appurtenances. This project will be financed utilizing the IEPA SRF loan program.	2025	2025
	EAST HIGH ZONE ELEVATED TOWER DESIGN	EAST HIGH ZONE		500,000	500,000	This new elevated water tower will support future growth and development in the northeast side of the city. In addition, it will stabilize pressure changes and increase storage in this part of the city.			2026	2026
	TOTAL 2025 WATER PRODUCTION CAPITAL IMPROVEMENTS			29,900,000	6,900,000	23,000,000		-		
2026	WELL MAINTENANCE & IMPROVEMENTS	SYSTEM PRODUCTION WELLS		1,400,000	1,400,000			Includes construction, materials and engineering costs for capital improvements completed on production wells through water operations.	2026	2026
	WATER TREATMENT MAINTENANCE AND IMPROVEMENTS	SYSTEM WATER TREATMENT AND STORAGE FACILITIES		1,000,000	1,000,000			Includes construction, materials and engineering costs for capital improvements completed on water treatment facilities and storage facilities through water operations.	2026	2026
	EAST HIGH ZONE ELEVATED TOWER	EAST HIGH ZONE		6,000,000	6,000,000			This new elevated water tower will support future growth and development in the northeast side of the city. In addition, it will stabilize pressure changes and increase storage in this part of the city.	2026	2026
	TOTAL 2026 WATER PRODUCTION CAPITAL IMPROVEMENTS			8,400,000	2,400,000	6,000,000		-		
2027	WELL MAINTENANCE & IMPROVEMENTS	SYSTEM PRODUCTION WELLS		1,400,000	1,400,000			Includes construction, materials and engineering costs for capital improvements completed on production wells through water operations.	2027	2027
	WATER TREATMENT MAINTENANCE AND IMPROVEMENTS	SYSTEM WATER TREATMENT AND STORAGE FACILITIES		1,000,000	1,000,000			Includes construction, materials and engineering costs for capital improvements completed on water treatment facilities and storage facilities through water operations.	2027	2027
	ELEVATED STORAGE TANK 2 MAINTENANCE	WENTWORTH AVE		1,000,000	1,000,000	This project includes maintenance, repairs and painting elevated storage tank			2027	2027
	TOTAL 2027 WATER PRODUCTION CAPITAL IMPROVEMENTS			3,400,000	3,400,000	-		-		
	TOTAL 2023-2027 WATER PRODUCTION CAPITAL IMPROVEMENT			64,800,000	25,300,000	39,500,000		-		


CITY OF ROCKFORD
FY 2023-2027 WATER DISTRIBUTION CAPITAL IMPROVEMENT PROGRAM

	PROJECT	LOCATION		TOTAL ESTIMATE	PROJECT FUNDING			NARRATIVE	PROJECT SCHEDULE	
		FROM	TO		WRIA	IEPA	OTHER		LETTING	CONSTRUCTION
2023	WATER DISTRIBUTION SYSTEM REPLACEMENT & IMPROVEMENT	SYSTEM WIDE		600,000	600,000			Includes construction, material and engineering costs for capital improvements completed by Water Staff and/or contracted out through water operations.	2023	2023
	LEAD SERVICE LINE REPLACEMENT PROGRAM			2,000,000	2,000,000			Program to replace lead water service connections not associated with a programmed project. Pending Illinois Environmental Protection Agency (IEPA) State Revolving Fund (SRF) loan approval of \$4 million.	2023	2023
	CITY WIDE WATER MAIN REPLACEMENT	PLANNED PROJECTS: - N Church Street from Locust to Whitman		2,000,000	2,000,000			Water main replacement that will be replaced based on the High Risk Analysis, various City project needs, and identified projects from the WIIP book.	2023	2023
	MADISON STREET WATER MAIN REPLACEMENT PHASE 1	EAST STATE ST	PRAIRIE STREET	1,750,000	1,000,000	750,000		This high risk water main is to be replaced as part of the Madison Street road improvement project. See capital roadway improvement program for improvements and cost information.	2023	2023
	TOTAL 2023 WATER DISTRIBUTION CAPITAL IMPROVEMENTS			6,350,000	3,600,000	2,000,000	750,000			
2024	WATER DISTRIBUTION SYSTEM REPLACEMENT & IMPROVEMENT	SYSTEM WIDE		600,000	600,000			Includes construction, material and engineering costs for capital improvements completed by Water Staff and/or contracted out through water operations.	2024	2024
	SYSTEM EXPANSION	GREEN MEADOWS, PETERSON MEADOWS, ET AL.		300,000	300,000			This project is associated with any water main extensions/expansion that may be needed for the programmed year.	2024	2024
	LEAD SERVICE LINE REPLACEMENT PROGRAM			2,000,000	2,000,000			Program to replace lead water service connections not associated with a programmed project. Pending Illinois Environmental Protection Agency (IEPA) State Revolving Fund (SRF) loan approval of \$4 million.	2024	2024
	CITY WIDE WATER MAIN REPLACEMENT	PLANNED PROJECTS: - 8th Ave WM from Kishwaukee to Bridge		1,000,000	1,000,000			Water main replacement that will be replaced based on the High Risk Analysis, various City project needs, and identified projects from the WIIP book.	2024	2024
	WHITMAN STREET WATER MAIN REPLACEMENT	KILBURN AVE	ROCK RIVER	1,500,000	1,500,000			This project is to replace undersized high risk water main in partnership with the Whitman Street Road Improvements Project. See capital roadway improvement program for improvements and cost information.	2024	2024
	BARBER COLMAN WATER MAIN EXTENSION	BARBER COLMAN COMPLEX		1,600,000	1,600,000			This project is to support the new Barber Colman Development Site. All water main in this area is undersized and abandoned	2024	2024
	EDGEBROOK AREA WATER MAIN REPLACEMENT	PHASE 4		2,000,000	2,000,000			This project is the last phase of a phased replacement project that replaces undersized high risk water main and moves the water main location from resident's backyards to the right-of-way.	2024	2024
	WATER METER REPLACEMENT PROGRAM PH1	SYSTEM WIDE		15,000,000	15,000,000			This project will replace end of life water meters throughout the water system. This includes all construction, supplies, project management.	2024	2024
	TOTAL 2024 WATER DISTRIBUTION CAPITAL IMPROVEMENTS			24,000,000	7,000,000	17,000,000	-			

CITY OF ROCKFORD
FY 2023-2027 WATER DISTRIBUTION CAPITAL IMPROVEMENT PROGRAM

	PROJECT	LOCATION		TOTAL ESTIMATE	PROJECT FUNDING			NARRATIVE	PROJECT SCHEDULE	
		FROM	TO		WRIA	IEPA	OTHER		LETTING	CONSTRUCTION
2025	WATER DISTRIBUTION SYSTEM REPLACEMENT & IMPROVEMENT	SYSTEM WIDE		800,000	800,000			Includes construction, material and engineering costs for capital improvements completed by Water Staff and/or contracted out through water operations.	2025	2025
	SYSTEM EXPANSION	GREEN MEADOWS, PETERSON MEADOWS, ET AL.		300,000	300,000			This project is associated with any water main extensions/expansion that may be needed for the programmed year.	2025	2025
	LEAD SERVICE LINE REPLACEMENT PROGRAM			2,000,000	2,000,000			Program to replace lead water service connections not associated with a programmed project. Pending Illinois Environmental Protection Agency (IEPA) State Revolving Fund (SRF) loan approval.	2025	2025
	CITY WIDE WATER MAIN REPLACEMENT	PLANNED PROJECTS: - W Jefferson WM Replacement		2,500,000	2,500,000			Water main replacement that will be replaced based on the High Risk Analysis, various City project needs, and identified projects from the WIIP book.	2025	2025
	TOTAL 2025 WATER DISTRIBUTION CAPITAL IMPROVEMENTS			5,600,000	3,600,000	2,000,000	-			
2026	WATER DISTRIBUTION SYSTEM REPLACEMENT & IMPROVEMENT	SYSTEM WIDE		1,000,000	1,000,000			Includes construction, material and engineering costs for capital improvements completed by Water Staff and/or contracted out through water operations.	2026	2026
	SYSTEM EXPANSION	GREEN MEADOWS, PETERSON MEADOWS, ET AL.		300,000	300,000			This project is associated with any water main extensions/expansion that may be needed for the programmed year.	2026	2026
	LEAD SERVICE LINE REPLACEMENT PROGRAM			2,000,000	2,000,000			Program to replace lead water service connections not associated with a programmed project. Pending Illinois Environmental Protection Agency (IEPA) State Revolving Fund (SRF) loan approval.	2026	2026
	CITY WIDE WATER MAIN REPLACEMENT	PLANNED PROJECTS: - Crusader Neighborhood WM Replacement - Water Main Lining (S Alpine, S Central) - Lincoln Ave WM Replacement		4,500,000	4,500,000			Water main replacement that will be replaced based on the High Risk Analysis, various City project needs, and identified projects from the WIIP book.	2026	2026
	11TH ST WATER MAIN REPLACEMENT PH1	HARRISON AVE	18TH AVE	3,000,000	3,000,000			This will be a phased project that replaces undersized high risk water main and will be in partnership with the 11th Street Corridor road improvements. See capital roadway improvement program for improvements and cost information.	2026	2026
	MADISON STREET WATER MAIN REPLACEMENT PHASE 2	EAST STATE ST	Y BLVD	2,000,000	2,000,000			This high risk water main is to be replaced as part of the Madison Street road improvement project. See capital roadway improvement program for improvements and cost information.	2026	2026
	HARRISON AVE WATER MAIN REPLACEMENT PH1	ROCK RIVER	KISHWAUKEE ST	2,500,000	2,500,000			This project is to replace high risk water main in partnership with the IDOT Harrison Ave road reconstruction project. See capital roadway improvement program for improvements and cost information.	2026	2026
	TOTAL 2026 WATER DISTRIBUTION CAPITAL IMPROVEMENTS			15,300,000	13,300,000	2,000,000	-			

CITY OF ROCKFORD
FY 2023-2027 WATER DISTRIBUTION CAPITAL IMPROVEMENT PROGRAM

	PROJECT	LOCATION		TOTAL ESTIMATE	PROJECT FUNDING			NARRATIVE	PROJECT SCHEDULE	
		FROM	TO		WRIA	IEPA	OTHER		LETTING	CONSTRUCTION
2027	WATER DISTRIBUTION SYSTEM REPLACEMENT & IMPROVEMENT	SYSTEM WIDE		1,000,000	1,000,000			Includes construction, material and engineering costs for capital improvements completed by Water Staff and/or contracted out through water operations.	2027	2027
	SYSTEM EXPANSION	GREEN MEADOWS, PETERSON MEADOWS, ET AL.		300,000	300,000			This project is associated with any water main extensions/expansion that may be needed for the programmed year.	2027	2027
	LEAD SERVICE LINE REPLACEMENT PROGRAM			2,000,000	2,000,000			Program to replace lead water service connections not associated with a programmed project. Pending Illinois Environmental Protection Agency (IEPA) State Revolving Fund (SRF) loan approval.	2027	2027
	CITY WIDE WATER MAIN REPLACEMENT	PLANNED PROJECTS: -8th Street WM Replacement		8,000,000	8,000,000			Water main replacement that will be replaced based on the High Risk Analysis, various City project needs, and identified projects from the WIIP book.	2027	2027
	11TH ST WATER MAIN REPLACEMENT PH2	18TH AVE	CHARLES ST	2,500,000	2,500,000			This will be a phased project that replaces undersized high risk water main and will be in partnership with the 11th Street Corridor road improvements. See capital roadway improvement program for improvements and cost information.	2027	2027
	HARRISON AVE WATER MAIN REPLACEMENT PH2	KISHWAUKEE ST	9TH STREET	2,500,000	2,500,000			This project is to replace high risk water main in partnership with the IDOT Harrison Ave road reconstruction project. See capital roadway improvement program for improvements and cost information.	2027	2027
	WATER METER REPLACEMENT PROGRAM PH2	SYSTEM WIDE		15,000,000	15,000,000			This project will replace end of life water meters throughout the water system. This includes all construction, supplies, project management.	2027	2027
	TOTAL 2027 WATER DISTRIBUTION CAPITAL IMPROVEMENTS			31,300,000	14,300,000	17,000,000	-			
TOTAL 2023-2027 WATER DISTRIBUTION CAPITAL IMPROVEMENT PROGRAM			82,550,000	41,800,000	40,000,000	750,000				

