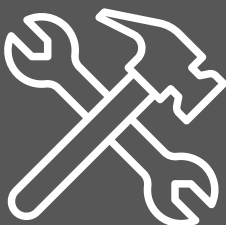


COMMUNITY AND ECONOMIC DEVELOPMENT

NOVEMBER 2024



PRIVATE INVESTMENT IN THE CITY

COMMERCIAL CONSTRUCTION

578

PERMITS YEAR TO DATE

\$210 M

VALUE OF CONTRUCTION
INCLUDED IN THOSE PERMITS

RESIDENTIAL NEW CONSTRUCTION

51

PERMITS YEAR TO DATE

\$16 M

VALUE OF CONTRUCTION
INCLUDED IN THOSE PERMITS

ALL RESIDENTIAL CONSTRUCTION

2,378

PERMITS YEAR TO DATE

\$56 M

VALUE OF CONTRUCTION
INCLUDED IN THOSE PERMITS

NEIGHBORHOOD PROGRAMS RUN BY THE CITY

REHAB - COMPLETED INVESTMENT

27

HOMES WITH COMPLETED
REHAB YEAR TO DATE

\$1 M

VALUE OF THE REHAB

HOMEBUYER DOWN PAYMENT

5

HOMES PURCHASED
YEAR TO DATE

\$63,996

VALUE OF DOWN PAYMENTS

\$900,000

INVESTED FUNDS INTO TWO
AFFORDABLE HOUSING DEVELOPMENTS

BUSINESS DEVELOPMENT

27

BUSINESS FIRST PARTICIPANTS
YEAR TO DATE

9

TIF AGREEMENTS YEAR TO
DATE

27

BUILDING MATERIALS SALES TAX
EXEMPTION PROJECTS YEAR TO DATE

NEIGHBORHOOD STANDARDS

8,590

CODE ENFORCEMENT CASES YEAR TO DATE

PUBLIC WORKS

NOVEMBER 2024




POTHOLES PATCHED



TREES PRUNED



LEAD SERVICE LINES
REPLACED

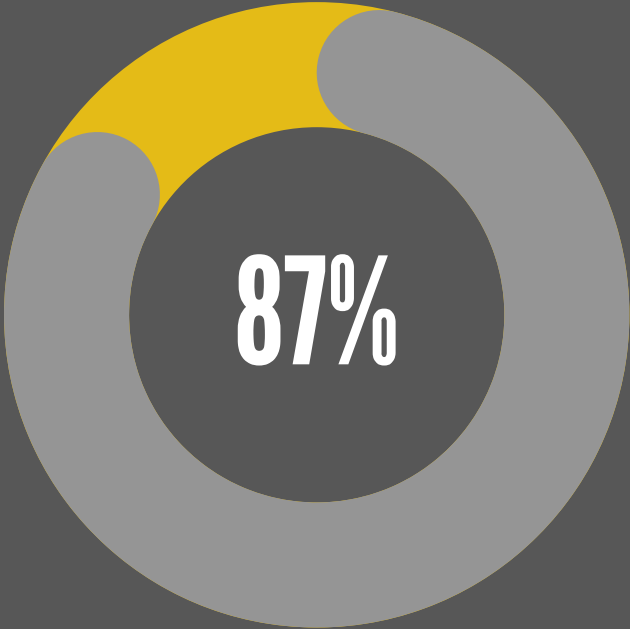



MILLION GALLONS OF
WATER PUMPED



RIGHT OF WAY PERMITS
CLOSED

(THIS MEANS THAT THE
CONTRACTOR WHO DISTURBED
PAVEMENT/LANDSCAPING IN
THE RIGHT-OF-WAY HAS FULLY
RESTORED THE IMPACTED AREA;
THEREFORE, THE PERMIT IS
CLOSED)



PROJECTS
DELIVERED
ON TIME





HELP DESK



HELP DESK TICKETS CREATED



HELP DESK TICKETS CLOSED

CYBER THREATS



CRITICAL THREATS



HIGH THREATS

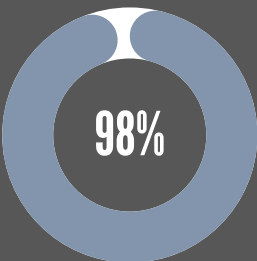


MEDIUM THREATS

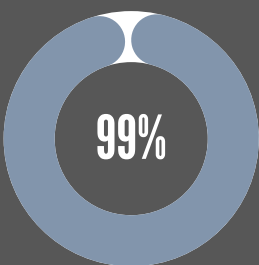


LOW THREATS

SYSTEM AVAILABILITY



NETWORK SYSTEM AVAILABILITY



SERVER AVAILABILITY

HUMAN RESOURCES

NOVEMBER 2024



CITY OF ROCKFORD EMPLOYEES



OPEN POSITIONS

UNION REPRESENTATION

Non-Represented	251
AFSCME	193
AFSCME - B	12
AFSCME - C	31
Fire Union	288
Police Union	258

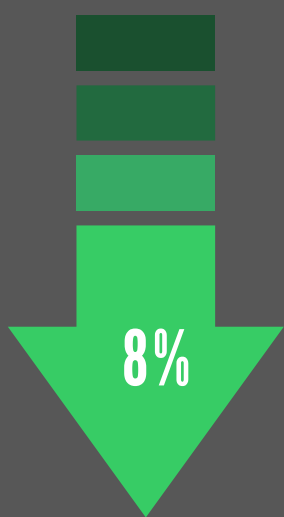
Non-Represented Employees
251



Represented Employees
782

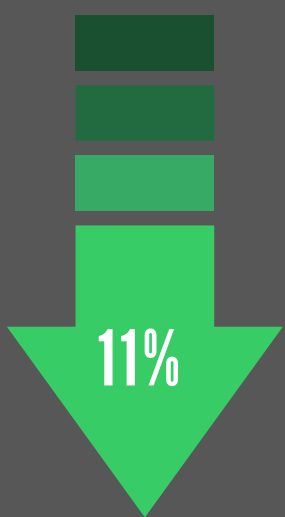
POLICE DEPARTMENT

NOVEMBER 2024



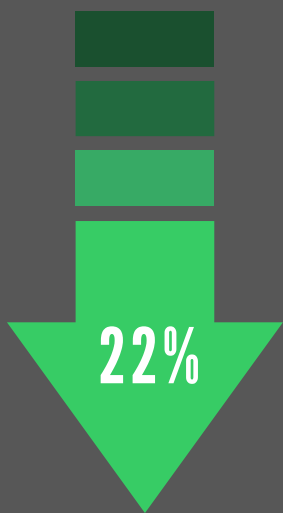
VIOLENT CRIME

YTD 2023	1,611
YTD 2024	1,483



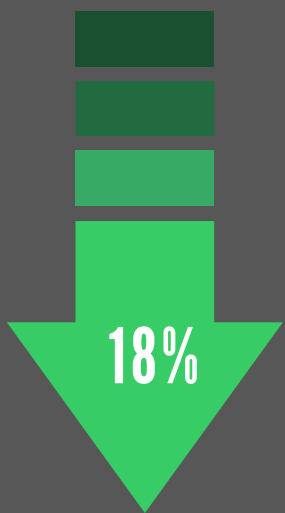
PROPERTY CRIME

YTD 2023	3,815
YTD 2024	3,391



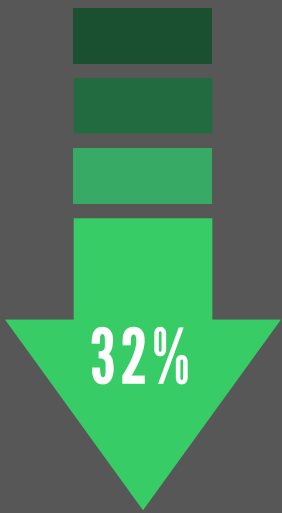
ROBBERY

YTD 2023	212
YTD 2024	166



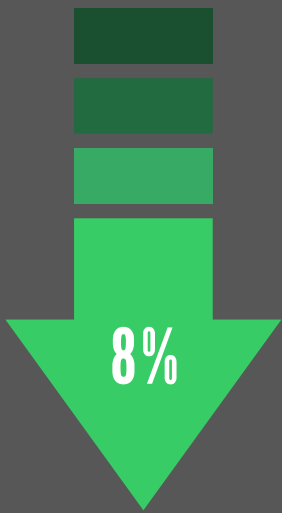
AUTO THEFTS

YTD 2023	744
YTD 2024	614



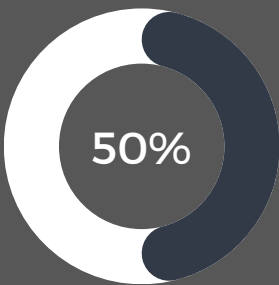
SHOTS FIRED

YTD 2023	406
YTD 2024	275



AGGRAVATED ASSAULTS

YTD 2023	1,285
YTD 2024	1,178



VIOLENT CRIME THAT IS DOMESTIC RELATED



FINANCE

NOVEMBER 2024



3,444

INVOICES PAID

971

VENDOR
PAYMENTS ISSUED

714

LOCAL SALES TAX
RETURNS FILED

\$1.8M

GRANT DOLLARS
SPENT

BUDGET PERFORMANCE THROUGH JUNE

EXPENSE BUDGET

\$ 178,688,858

EXPENSE ACTUAL

\$ 168,173,418

-6%

CUSTOMER SERVICE CENTER - CALLS BY DEPARTMENT

Community & Economic Development	151
Finance	26
Human Resources	28
Health & Human Services	54
Legal	26
Mayor's Office	17
Police and Fire	6
Public Works	124
Water Bills	2,601
Other Calls	195
Rock River Disposal	103
Spanish Calls	39

LEGAL

NOVEMBER 2024



325

NEW FREEDOM OF INFORMATION
ACT (FOIA) REQUESTS

107

ACTIVE CASES IN STATE AND
FEDERAL COURT

CASES FILED IN ADMINISTRATIVE COURT

76

SANITATION AND ZONING CASES

246

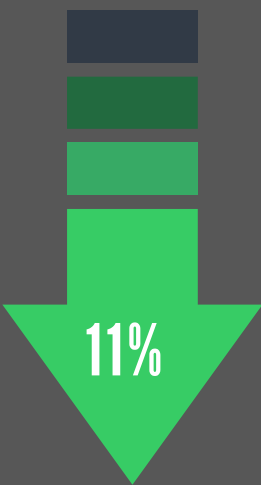
GENERAL ORDINANCE CASES

5

BUILDING CODE CASES

FIRE DEPARTMENT

NOVEMBER 2024



FIRE CALLS

YTD 2023	546
YTD 2024	501



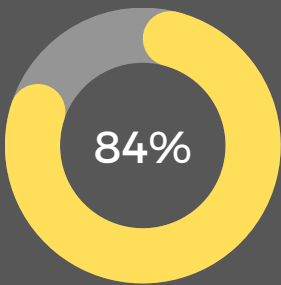
EMS CALLS

YTD 2023	21,560
YTD 2024	22,654

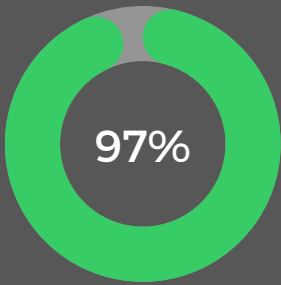


ALL OTHER CALLS

YTD 2023	7,630
YTD 2024	8,056

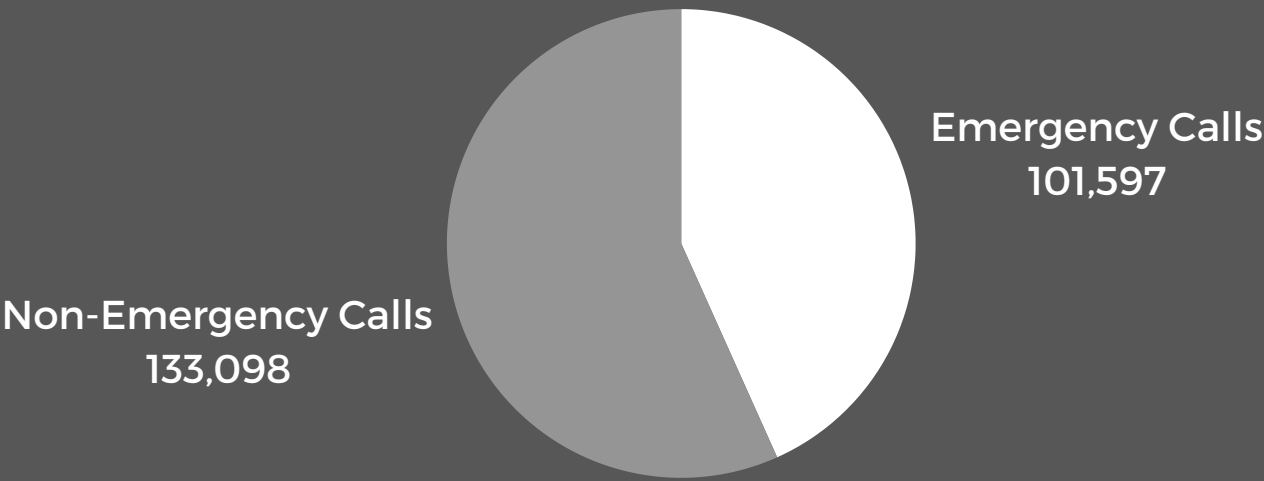


911 CALLS ANSWERED IN LESS THAN 10 SECONDS
GOAL: 90%



PROPERTY VALUE SAVED FROM STRUCTURE FIRES
GOAL: 90%

911 CENTER (JANUARY - NOVEMBER)



Calls Per Day	700
Calls Per Hour	29
Calls Per Call Taker Per Hour	6



HEALTH AND HUMAN SERVICES

NOVEMBER 2024



2,483

ENERGY ASSISTANCE
REQUESTS FULFILLED



73

HOUSING ASSISTANCE
REQUESTS FULFILLED



42

HOUSING STABILIZATION
ASSISTANCE REQUESTS
FULFILLED

SEASONAL PROGRAMS

2,420

LOW INCOME HOME ENERGY
ASSISTANCE PROGRAM (LIHEAP)/
PERCENT OF INCOME PAYMENT PLAN
(PIPP)

18

EMERGENCY FURNACE ASSISTANCE

0

WEATHERIZATION ASSISTANCE

HEAD START



Early Head Start Students
132



Head Start Students
227

