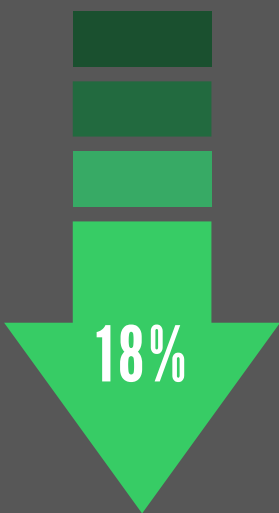


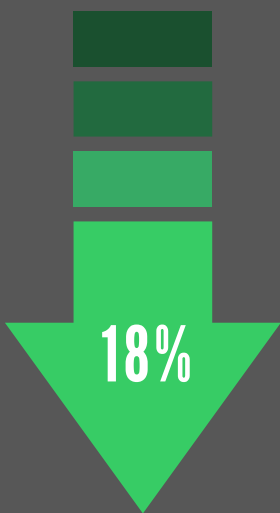
POLICE DEPARTMENT

FEBRUARY 2025



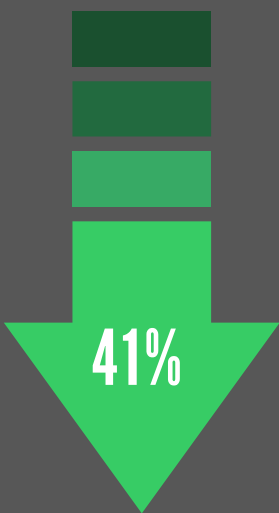
VIOLENT CRIME

YTD 2024 229
YTD 2025 188



PROPERTY CRIME

YTD 2024 456
YTD 2025 372



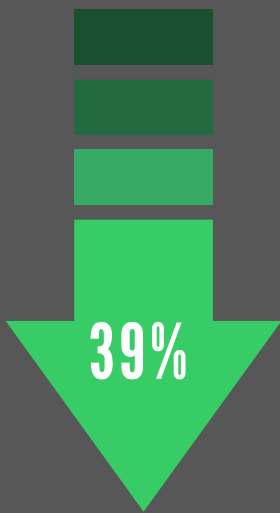
ROBBERY

YTD 2024 29
YTD 2025 17



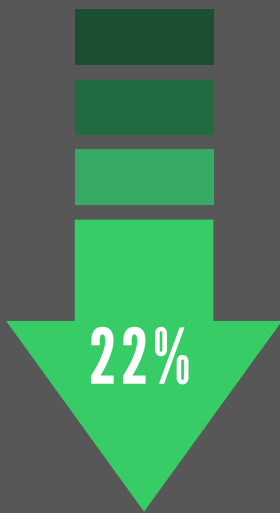
AUTO THEFTS

YTD 2024 78
YTD 2025 86



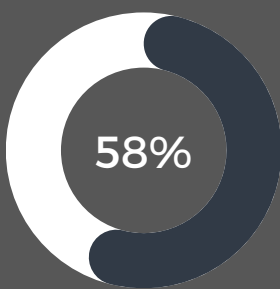
SHOTS FIRED

YTD 2024 57
YTD 2025 35



AGGRAVATED ASSAULTS

YTD 2024 190
YTD 2025 148



VIOLENT CRIME THAT IS DOMESTIC RELATED





HELP DESK



HELP DESK TICKETS CREATED



HELP DESK TICKETS CLOSED

CYBER THREATS



CRITICAL THREATS



HIGH THREATS

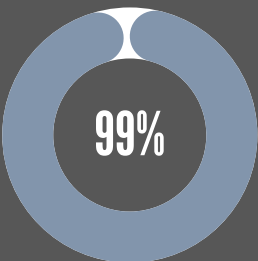


MEDIUM THREATS

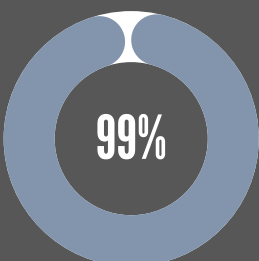


LOW THREATS

SYSTEM AVAILABILITY



NETWORK SYSTEM AVAILABILITY



SERVER AVAILABILITY

FIRE DEPARTMENT

FEBRUARY 2025



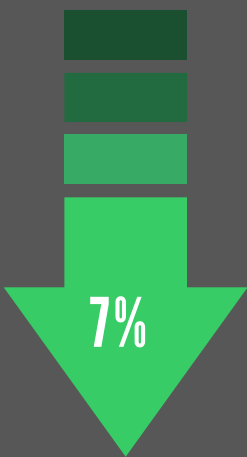
FIRE CALLS

YTD 2024 63
YTD 2025 72



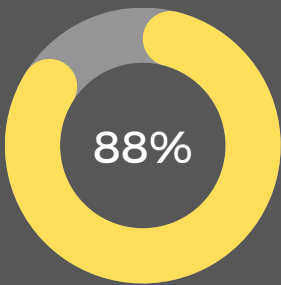
EMS CALLS

YTD 2024 3,958
YTD 2025 4,022

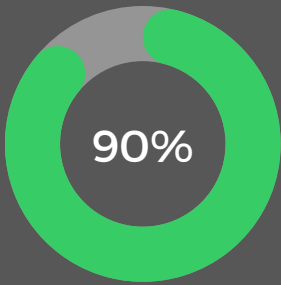


ALL OTHER CALLS

YTD 2024 1,411
YTD 2025 1,310

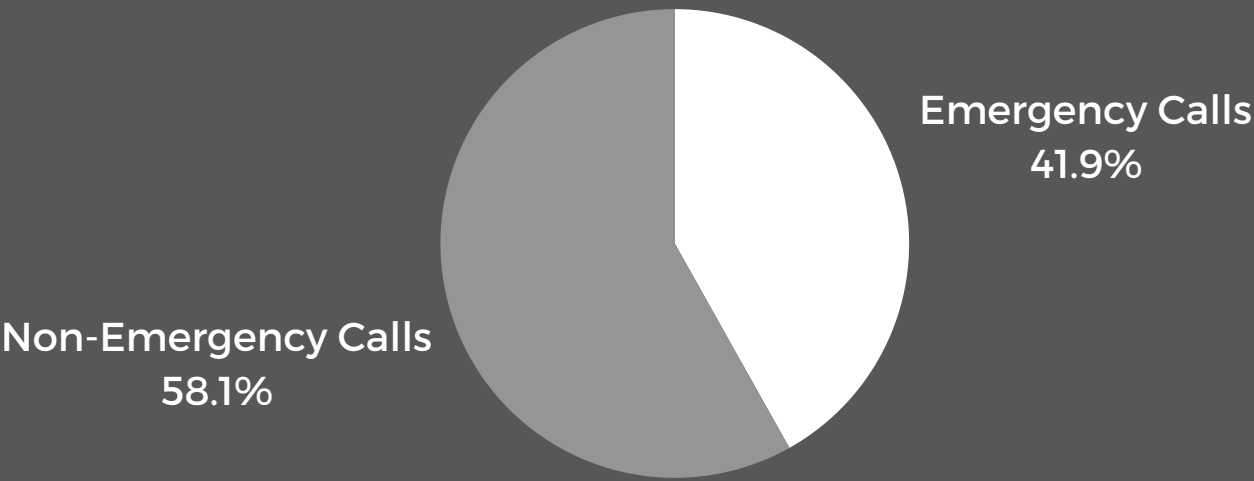


911 CALLS ANSWERED IN LESS THAN 10 SECONDS
GOAL: 90%



PROPERTY VALUE SAVED FROM STRUCTURE FIRES
GOAL: 90%

911 CENTER (JANUARY - FEBRUARY)



Calls Per Day	610
Calls Per Hour	25
Calls Per Call Taker Per Hour	6



FINANCE

FEBRUARY 2025



INVOICES PAID



VENDOR
PAYMENTS ISSUED



LOCAL SALES TAX
RETURNS FILED



GRANT DOLLARS
SPENT

CUSTOMER SERVICE CENTER - CALLS BY DEPARTMENT

Community & Economic Development	133
Finance	31
Human Resources	21
Health & Human Services	21
Legal	24
Mayor’s Office	31
Police and Fire	12
Public Works	84
Water Bills	2,879
Other Calls	164
Rock River Disposal	33
Spanish Calls	48

HUMAN RESOURCES

FEBRUARY 2025



CITY OF ROCKFORD EMPLOYEES



OPEN POSITIONS

TENURE IN YEARS BY DEPARTMENT

Community and Economic Development	8
City Council	9
Finance	9
Fire	11
Human Resources	9
Health and Human Services	8
Information Technology	1
Legal	6
Mayor’s Office	4
Police	12
Public Works	10

PUBLIC WORKS

FEBRUARY 2025

2,259

POTHOLES PATCHED




137

TREES PRUNED



56

LEAD SERVICE LINES
REPLACED



454


MILLION GALLONS OF
WATER PUMPED



14

RIGHT OF WAY PERMITS
CLOSED

(THIS MEANS THAT THE
CONTRACTOR WHO DISTURBED
PAVEMENT/LANDSCAPING IN
THE RIGHT-OF-WAY HAS FULLY
RESTORED THE IMPACTED AREA;
THEREFORE, THE PERMIT IS
CLOSED)



100%

PROJECTS
DELIVERED
ON TIME



LEGAL

JANUARY 2025



334

NEW FREEDOM OF INFORMATION
ACT (FOIA) REQUESTS

49

ACTIVE CASES IN STATE AND
FEDERAL COURT

CASES FILED IN ADMINISTRATIVE COURT

93

SANITATION AND ZONING CASES

179

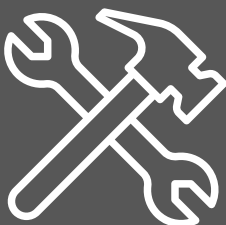
GENERAL ORDINANCE CASES

5

BUILDING CODE CASES

COMMUNITY AND ECONOMIC DEVELOPMENT

FEBRUARY 2025



PRIVATE INVESTMENT IN THE CITY

COMMERCIAL CONSTRUCTION



PERMITS YEAR TO DATE




VALUE OF CONTRUCTION
INCLUDED IN THOSE PERMITS

RESIDENTIAL NEW CONSTRUCTION



PERMITS YEAR TO DATE



VALUE OF CONSTRUCTION
INCLUDED IN THOSE PERMITS

ALL RESIDENTIAL CONSTRUCTION



PERMITS YEAR TO DATE



VALUE OF CONTRUCTION
INCLUDED IN THOSE PERMITS

NEIGHBORHOOD PROGRAMS RUN BY THE CITY

REHAB - COMPLETED INVESTMENT



HOMES WITH COMPLETED
REHAB YEAR TO DATE




VALUE OF THE REHAB

HOMEBUYER DOWN PAYMENT



HOMES PURCHASED
YEAR TO DATE



VALUE OF DOWN PAYMENTS

BUSINESS DEVELOPMENT



APPLICANTS PRE-APPROVED
FOR THE COMMERCIAL CORRIDOR
PROPERTY REVITALIZATION
PROGRAM



APPLICANTS PRE-APPROVED
FOR THE TIF COMMERCIAL
AND INDUSTRIAL
REHABILITATION PROGRAM

NEIGHBORHOOD STANDARDS



CODE ENFORCEMENT CASES
YEAR TO DATE



KNOCK AND TALK CASES
YEAR TO DATE

HEALTH AND HUMAN SERVICES

FEBRUARY 2025



1,859

ENERGY ASSISTANCE
REQUESTS FULFILLED



103

HOUSING ASSISTANCE
REQUESTS FULFILLED



46

HOUSING STABILIZATION
ASSISTANCE REQUESTS
FULFILLED

SEASONAL PROGRAMS

1,851

LOW INCOME HOME ENERGY
ASSISTANCE PROGRAM (LIHEAP)/
PERCENT OF INCOME PAYMENT PLAN
(PIPP)

8

EMERGENCY FURNACE ASSISTANCE

0

WEATHERIZATION ASSISTANCE

HEAD START



Early Head Start Students
132



Head Start Students
240

