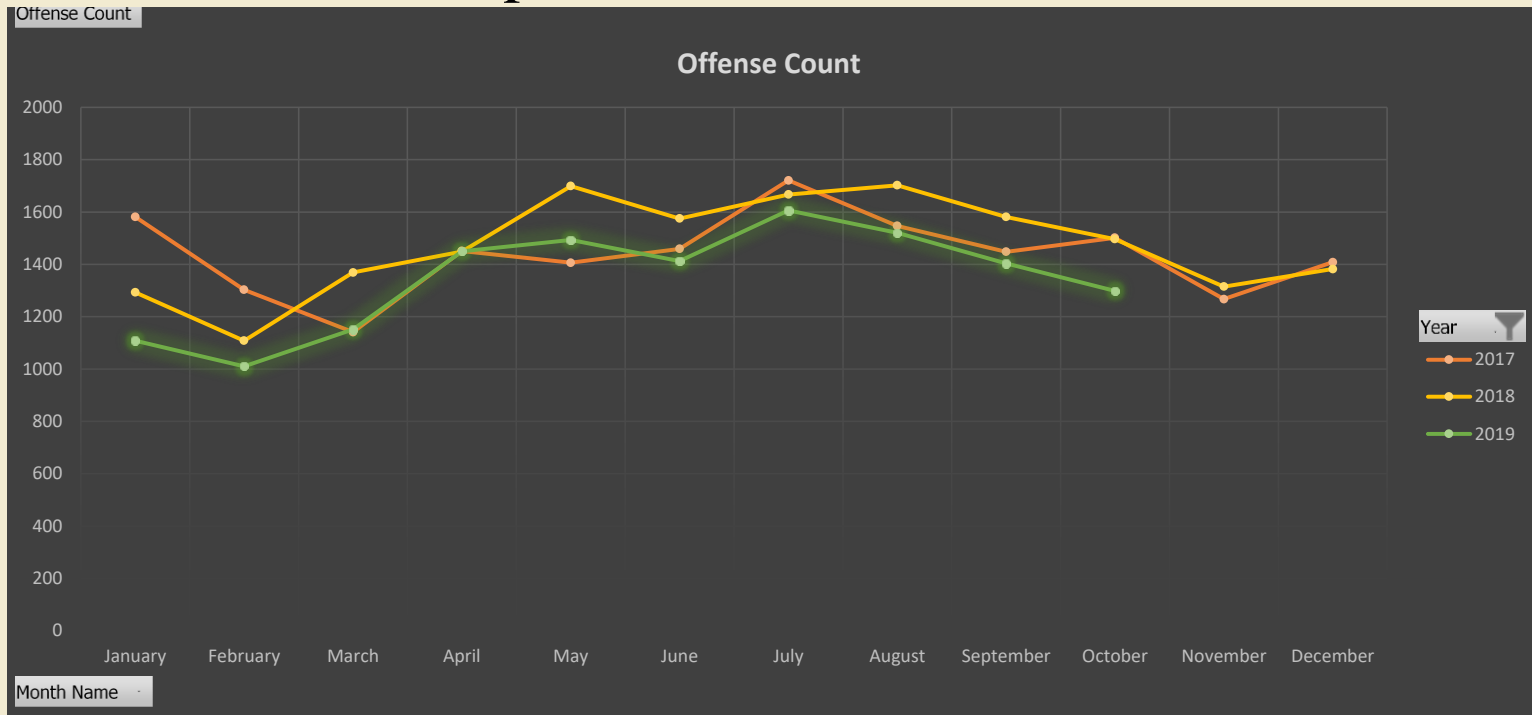


Rockford Police Department

Rockford Police Department

NIBRS Group A Offense Count 2017-2019



Offense Count	Column Labels												
Row Labels	January	February	March	April	May	June	July	August	September	October	November	December	Grand Total
2017	1581	1303	1141	1451	1406	1459	1721	1547	1448	1501	1267	1408	17233
2018	1293	1108	1369	1449	1699	1575	1667	1702	1581	1496	1315	1382	17636
2019	1108	1010	1151	1450	1493	1412	1606	1520	1403	1299			13452
District 1	464	414	490	545	693	597	729	630	630	528			5720
District 2	382	320	386	525	464	458	493	523	457	444			4452
District 3	262	274	271	378	334	353	384	365	309	325			3255
Unknown		2	4	2	2	4		2	7	2			25
Grand Total	3982	3421	3661	4350	4598	4446	4994	4769	4432	4296	2582	2790	48321

Rockford Police Department

Group A Comparison

Violent Crimes / Property Crimes

	Last 2 Weeks			Last 28 Days			Current Year		
	Oct 18, 2019 - Oct 24, 2019	Oct 25, 2019 - Oct 31, 2019	% Change	Oct 04, 2018 - Oct 31, 2018	Oct 04, 2019 - Oct 31, 2019	% Change	Jan 01, 2018 - Oct 31, 2018	Jan 01, 2019 - Oct 31, 2019	% Change
Violent Crimes (09A-B, 11A-D, 13A, 120)	17	29	71%	161	110	-32%	1833	1512	-18%
Property Crimes (220, 23A-H, 240)	80	68	-15%	427	348	-19%	4801	4194	-13%

Violent Crimes: Murder / Manslaughter, Sex Crimes, Aggravated Assault, Robbery

Property Crimes: Burglary, Theft, Motor Vehicle Theft

Rockford Police Department

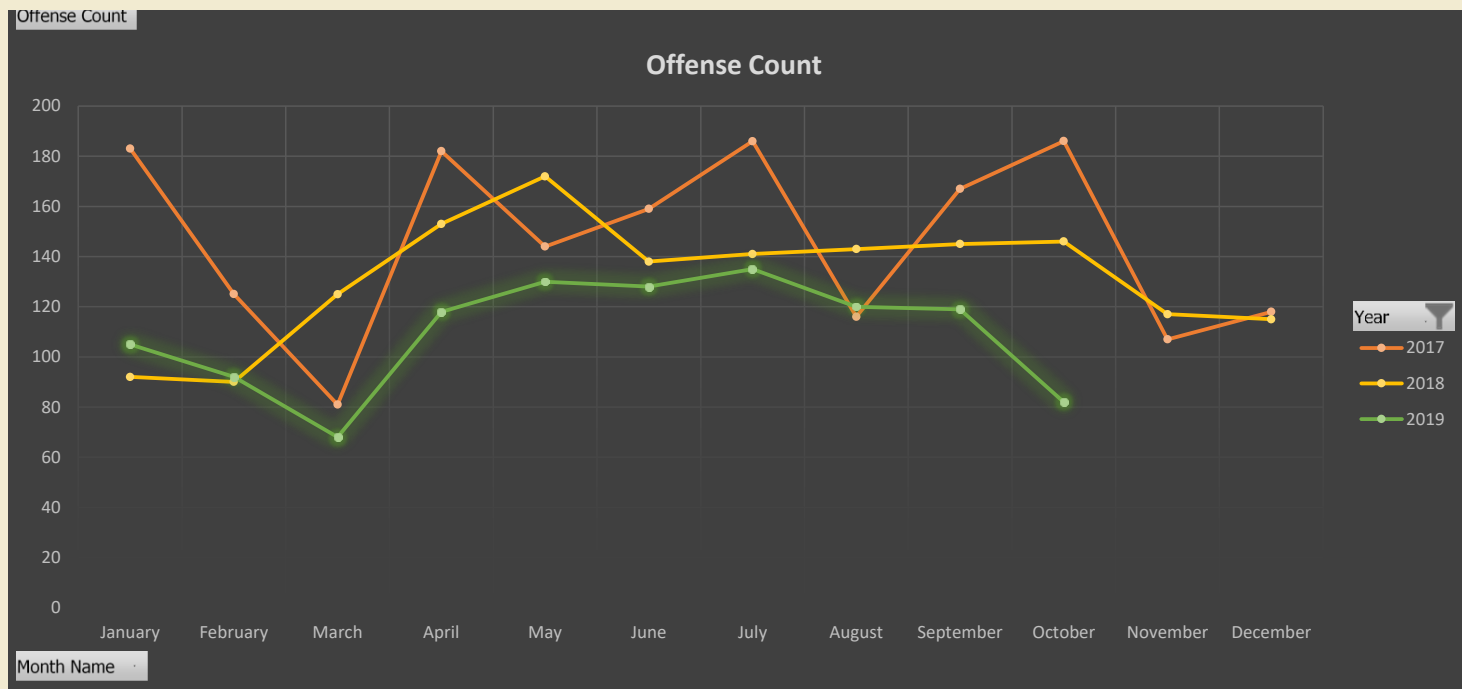
Aggravated Battery / Shots Fired 2017-2019

CITY OF ROCKFORD GUNFIRE					
GUNFIRE	2017	2018	2018 YTD	2019 YTD	% Change
Shot Spotter Calls for Service for Gunfire (8100)	x	624	505	656	29.90%
Calls for Service for Gunfire (1410)	3,918	2,682	2,354	1,826	-22.43%
Calls for Service for Gunfire Total	3,918	3,306	2,859	2,482	-13.19%
Shots Fired Incidents Including Homicide	592	497	423	362	-14.42%
Victims Struck by Gunfire Including Homicide	150	125	100	71	-29.00%
Guns Recovered	242	223	204	138	-32.35%

Please note the Shot spotter % Change is grayed out because of the unfair comparison. We didn't really fully start until April last year.

Rockford Police Department

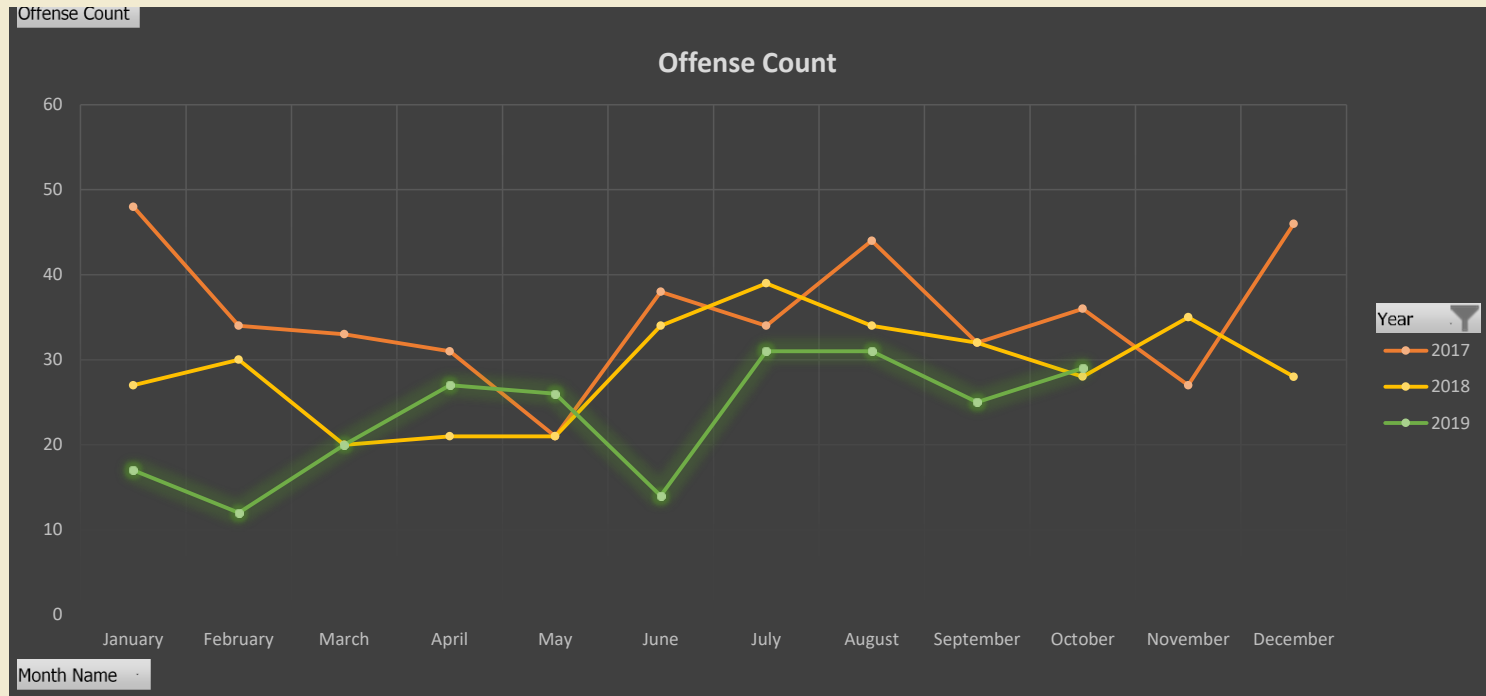
Aggravated Assault 2017 - 2019



Offense Count	Column Labels												
Row Labels	January	February	March	April	May	June	July	August	September	October	November	December	Grand Total
2017	183	125	81	182	144	159	186	116	167	186	107	118	1754
2018	92	90	125	153	172	138	141	143	145	146	117	115	1577
2019	105	92	68	118	130	128	135	120	119	82			1097
District 1	62	43	29	63	69	71	67	57	72	41			574
District 2	36	34	30	42	43	36	41	47	31	32			372
District 3	7	15	9	13	18	21	27	16	16	9			151
Grand Total	380	307	274	453	446	425	462	379	431	414	224	233	4428

Rockford Police Department

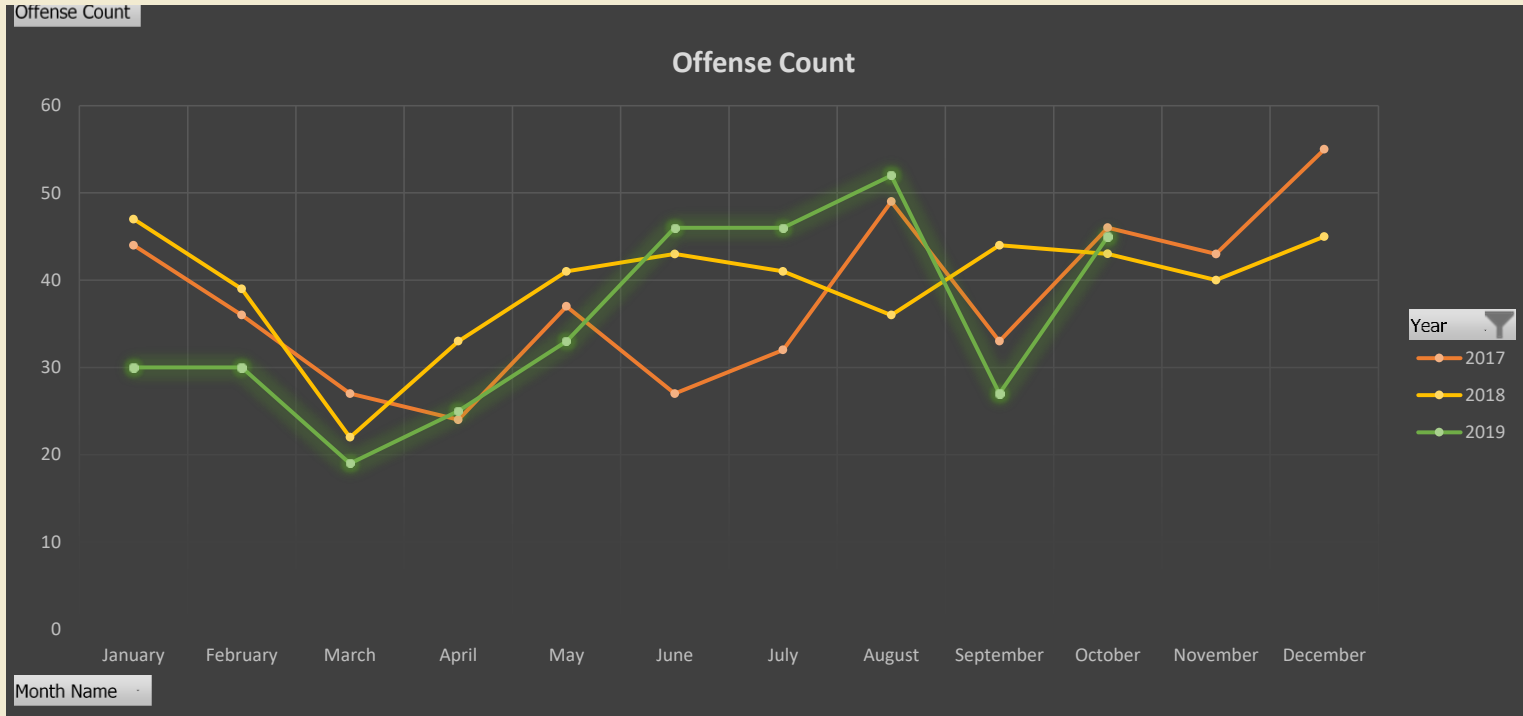
Robbery 2017 - 2019



Offense Count	Column Labels												
Row Labels	January	February	March	April	May	June	July	August	September	October	November	December	Grand Total
2017	48	34	33	31	21	38	34	44	32	36	27	46	424
2018	27	30	20	21	21	34	39	34	32	28	35	28	349
2019	17	12	20	27	26	14	31	31	25	29			232
District 1	6	3	10	11	14	9	15	13	11	8			100
District 2	7	6	9	9	6	4	12	12	9	15			89
District 3	4	3	1	7	6	1	4	6	5	6			43
Grand Total	92	76	73	79	68	86	104	109	89	93	62	74	1005

Rockford Police Department

Auto Thefts 2017 - 2019



Offense Count	Column Labels												
Row Labels	January	February	March	April	May	June	July	August	September	October	November	December	Grand Total
2017	44	36	27	24	37	27	32	49	33	46	43	55	453
2018	47	39	22	33	41	43	41	36	44	43	40	45	474
2019	30	30	19	25	33	46	46	52	27	45			353
District 1	14	7	5	5	10	16	22	19	11	22			131
District 2	8	10	6	10	17	17	13	23	9	19			132
District 3	8	13	8	10	6	13	11	10	7	4			90
Grand Total	121	105	68	82	111	116	119	137	104	134	83	100	1280

Rockford Police Department

Accomplishments

- 1) City Wide Trunk or Treat Events
- 2) Pumpkins with Police Event
- 3) National Coffee with a Cop
- 4) World Café Program with the IACP and the NAACP
- 5) Senior Bingo
- 6) Read with Rock House
- 7) Pumpkin Giveaway Program
- 8) Chick-Fil-A Action Hero Night
- 9) Monthly District Coffee Meetings
- 10) Family to Family Kids Program

Rockford Fire Department

PRESENTED BY:

Derek Bergsten-Fire Chief

- Maintain and improve health and safety throughout the organization
- Enhance career related training and development throughout all department levels
- Continually improve and enhance delivery of service to the citizens
- Recruit and retain a diverse and effective workforce
- Foster community outreach and agency partnerships

Rockford Fire Department
Key Strategic Initiatives
2019

Rockford Fire Department

Scorecard

Area of Focus	Metric/Program	Definition	Standard/Goal	Current Performance
Response Times	Call Answer Time	911 calls answered in 10 seconds or less	90%	81.89%
	Total Response Time	911 call received to first unit on scene in 8:12 or less	90%	91.50%
EMS	Utstein Rating	Cardiac Survival Rate	24.70%	30.00%
	EMS Customer Service	Overall customer experience rating	95%	93.99%
	Mobile Integrated	Reduction of hospital admissions	25%	22%
Fire/Fire Prevention	Fire Dollar Save Ratio	Percentage of property value saved from structure fires	90%	92.57%
	Arson Clearance Rate	Percentage of arson incidents cleared by arrest/NTA/intervention	15%	20.34%
	Inspections	General inspection performed within the last four years	95%	66.31%
	Smoke Alarm/Battery Program	Average number of homes visited monthly with Smoke Alarms installed or batteries replaced	30	22

Rockford Fire Department

Incidents

Incident Type	2018	2019	% Change	Diff
Fire	633	583	-7.90%	-50
EMS & Search and Rescue	19,353	19,080	-1.41%	-273
Hazardous Condition	464	533	14.87%	69
Service/Good Intent Call	2,779	2,961	6.55%	182
False Alarm & False Call	1,425	1,444	1.33%	19
Other Incident Type	53	53	0.00%	0
Total	24,707	24,654	-0.21%	-53
Average per Day	81.27	81.10	-0.21%	-0.17

Incident Type	5 yr Avg	2019
Fire	594	583
EMS & Search and Rescue	18,370	19,080
Hazardous Condition	457	533
Service/Good Intent Call	2,369	2,961
False Alarm & False Call	1,343	1,444
Other Incident Type	68	53
Total	23,201	24,654

Rockford Fire Department

Achievements

- DCEO grant accepted, \$195,000 for stations 2, 4, 5, and 6 improvements
- Conducted MABAS Staff Assisted Visit (SAV) with good results
- Increased United Way contributions
- Attended several Trunk or Treat events for Halloween
- YTD Utstein Survival Rate (Cardiac Arrest) = 30%, 33% with bystander CPR, National rates are 24.7% and 27.8%

Rockford Fire Department

Areas of Improvement

- In RFP process for Fire Station Alerting system: have chosen vendor
- 911 CAD implementation: currently in training and configuration stage
- Upgrade and replace mobile computers in preparation for new CAD system
- Preparing for upcoming Academy class of 8 recruits starting in December
- Working on Emergency Preparedness Grant
- Working on Community Specific Drill scheduled for June 2020
- Planning for Strategic Planning meeting in February 2020